

México – External Trade in 2020

Mexico registered a trade surplus of 34.47 billion dollars (higher than 5.41 in 2019).

EXPORTS

Exports in 2020 reached 417.7 billion dollars, a figure 9.3% lower than 2019.

Agricultural and mining exports are those that despite the COVID pandemic, achieved increases of 4.7% and 19.7%. The biggest drop was in crude oil exports with 32.6%.

Agricultural exports (not including agri-industrial products) for the first time exceeded those of crude oil and even the total for oil exports.

IMPORTS

Imports decreased 15.8%, registering 383.2 billion dollars.

Mexico's exports are mainly destined for the United States market, which represents 81.2%, an increase in the share of 80.5% in 2019 and 79.5% in 2018.

United States market

(data from the U.S. Bureau of Economic Analysis)

Mexico is the second largest trading partner of the US with a trade of 538 billion dollars (bd), only behind China which registered 560 bd.

Mexico exported 325.4 bd to the US, equivalent to the combined exports of Germany, Ireland, Italy, France, the Netherlands, Spain and Austria. Mexico's exports are 3.6 times the exports combined of Central and South America.

Regarding the US imports of Cars, Mexico represents 36.2% of the total, by far the leader.

The main market for US exports is Canada, followed by Mexico, which registered \$212.7 bd, equivalent to the US exports of the entire European Union excluding Italy.

México – Trade Balance

Billions of dollars

Concept	2017	2018	2019	2020	Change rate	Share (%)
Total Exports	409.43	450.71	460.70	417.7	-9.3	
Oil	23.73	30.63	25.84	17.4	-32.6	4.2
Crude Oil	20.05	26.54	22.41	14.6	-34.8	3.5
Others	3.68	4.09	3.43	2.8	-18.4	0.7
Non-Oil	385.71	420.08	434.86	400.3	-8.0	95.8
Agricultural	16.00	16.51	17.84	18.7	4.7	4.5
Mining	5.43	6.23	6.19	7.4	19.7	1.8
Manufactures	364.28	397.34	410.83	374.2	-8.9	89.6
Total Imports	420.39	464.30	455.30	383.2	-15.8	
Oil	42.01	53.76	47.21	31.4	-33.5	8.2
Non-Oil	378.38	410.54	408.09	351.8	-13.8	91.8
Consumption goods	57.34	63.12	61.17	45.1	-26.2	11.8
Oil	15.03	19.50	17.32	10.6	-38.6	2.8
Non-Oil	42.31	43.62	43.85	34.5	-21.3	9.0
Intermediate goods	322.04	355.30	352.34	303.3	-13.9	79.2
Oil	26.98	34.26	29.89	20.8	-30.5	5.4
Non-Oil	295.06	321.04	322.45	282.5	-12.4	73.7
Capital goods	41.02	45.89	41.79	34.7	-16.9	9.1
Total Trade Balance	-10.96	-13.59	5.41	34.5	537.4	
Without oil exports	-34.69	-44.22	-20.43	17.1	-183.5	
Oil Trade Balance	-18.29	-23.13	-21.36	-14.0	-34.5	
Non-Oil Trade Balance	7.32	9.54	26.77	48.5	81.0	

Source: Compass Consultores SC / Espiga Exports with data from INEGI



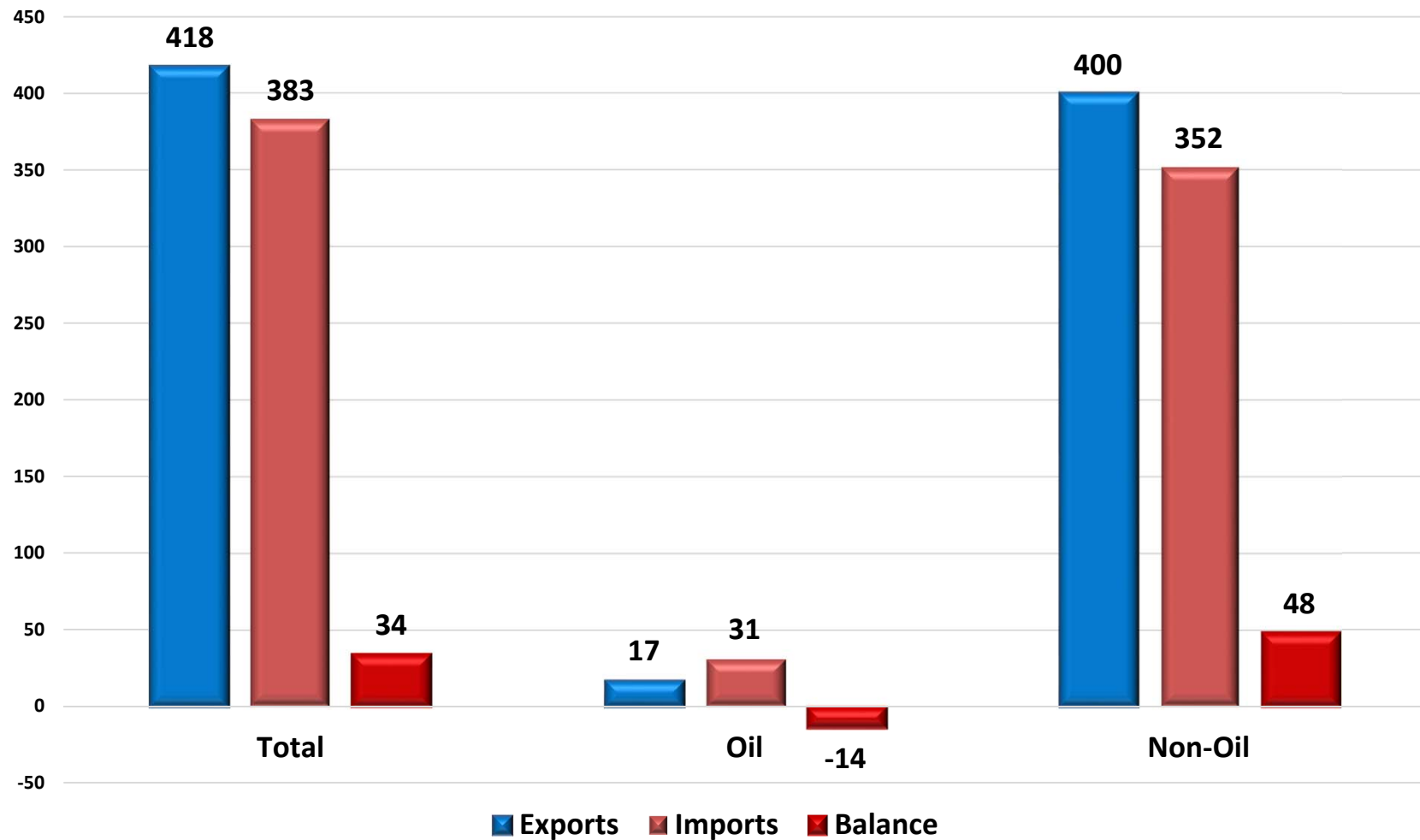
Mexico - External Trade

Millions of dollars

Países	Exports					Imports					Trade					Balance		
	2018	2019	2020	% Change	Share %	2018	2019	2020	% Change	Share %	2018	2019	2020	% Change	Share %	2018	2019	2020
TOTAL	450,713.1	460,703.8	417,670.3	-9.3	100.0	464,302.4	455,295.3	383,193.9	-15.8	100.0	915,015.5	915,999.1	800,864.1	-12.6	100.0	-13,589.3	5,408.5	34,476.4
FTAs	420,445.8	430,890.3	390,450.5	-9.4	93.5	328,585.5	319,491.2	264,818.5	-17.1	69.1	749,031.3	750,381.6	655,269.0	-12.7	81.8	91,860.2	111,399.1	125,632.0
USMCA	372,361.4	385,107.0	350,343.0	-9.0	83.9	226,600.2	215,576.3	176,144.2	-18.3	46.0	598,961.6	600,683.3	526,487.2	-12.4	65.7	145,761.3	169,530.7	174,198.8
United States	358,281.7	370,788.9	339,180.5	-8.5	81.2	215,828.0	205,733.3	167,813.3	-18.4	43.8	574,109.7	576,522.2	506,993.9	-12.1	63.3	142,453.7	165,055.6	171,367.2
Canada	14,079.8	14,318.1	11,162.5	-22.0	2.7	10,772.2	9,843.0	8,330.9	-15.4	2.2	24,851.9	24,161.1	19,493.3	-19.3	2.4	3,307.6	4,475.1	2,831.6
EU27	23,194.3	21,399.4	18,146.3	-15.2	4.3	50,531.0	48,847.7	40,064.6	-18.0	10.5	73,725.4	70,247.2	58,210.8	-17.1	7.3	-27,336.7	-27,448.3	-21,918.3
Germany	7,071.5	7,098.3	6,586.3	-7.2	1.6	17,762.2	17,689.8	13,882.8	-21.5	3.6	24,833.7	24,788.1	20,469.1	-17.4	2.6	-10,690.7	-10,591.4	-7,296.6
Spain	5,303.5	4,673.6	3,321.9	-28.9	0.8	5,520.2	4,577.6	3,763.0	-17.8	1.0	10,823.7	9,251.2	7,084.9	-23.4	0.9	-216.8	95.9	-441.1
Netherlands	2,660.3	2,384.8	2,039.8	-14.5	0.5	2,451.8	2,161.8	2,034.3	-5.9	0.5	5,112.1	4,546.7	4,074.1	-10.4	0.5	208.5	223.0	5.5
Belgium	2,113.0	1,586.4	1,455.2	-8.3	0.3	1,210.2	1,228.5	946.8	-22.9	0.2	3,323.3	2,814.9	2,402.0	-14.7	0.3	902.8	357.9	508.4
France	1,762.8	1,605.1	1,295.2	-19.3	0.3	4,387.5	4,398.9	3,390.8	-22.9	0.9	6,150.3	6,004.0	4,686.1	-22.0	0.6	-2,624.7	-2,793.8	-2,095.6
Italy	1,782.5	1,549.5	1,165.7	-24.8	0.3	6,609.5	6,095.4	4,841.3	-20.6	1.3	8,391.9	7,644.8	6,006.9	-21.4	0.8	-4,827.0	-4,545.9	-3,675.6
Ireland	335.0	345.2	333.3	-3.5	0.1	1,769.0	1,816.2	1,843.2	1.5	0.5	2,104.0	2,161.4	2,176.5	0.7	0.3	-1,434.0	-1,471.0	-1,509.9
Poland	309.3	357.4	330.8	-7.4	0.1	1,055.1	1,197.1	1,151.7	-3.8	0.3	1,364.4	1,554.5	1,482.4	-4.6	0.2	-745.8	-839.7	-820.9
Czech Republic	305.0	330.1	294.7	-10.7	0.1	1,470.3	1,444.1	1,356.0	-6.1	0.4	1,775.3	1,774.3	1,650.7	-7.0	0.2	-1,165.3	-1,114.0	-1,061.3
Czech Republic	240.2	268.2	244.0	-9.0	0.1	1,461.7	1,377.5	1,176.4	-14.6	0.3	1,701.9	1,645.6	1,420.4	-13.7	0.2	-1,221.5	-1,109.3	-932.4
Denmark	177.3	158.1	205.9	30.2	0.0	727.3	727.8	768.5	5.6	0.2	904.6	886.0	974.4	10.0	0.1	-550.0	-569.7	-562.6
Austria	231.8	184.1	184.7	0.3	0.0	1,905.6	1,948.3	1,643.2	-15.7	0.4	2,137.4	2,132.4	1,827.9	-14.3	0.2	-1,673.8	-1,764.2	-1,458.5
Finland	155.7	194.1	144.7	-25.4	0.0	613.5	535.8	449.5	-16.1	0.1	769.3	729.9	594.2	-18.6	0.1	-457.8	-341.7	-304.8
Others	746.5	664.6	544.1	-18.1	0.1	3,587.1	3,649.0	2,817.2	-22.8	0.7	4,333.6	4,313.5	3,361.3	-22.1	0.4	-2,840.6	-2,984.4	-2,273.1
CPTPP	21,042.5	20,989.3	17,130.3	-18.4	4.1	45,263.1	48,101.9	42,224.2	-12.2	11.0	66,305.6	69,091.1	59,354.5	-14.1	7.4	-24,220.7	-27,112.6	-25,093.9
Japan	3,865.7	4,100.5	3,669.3	-10.5	0.9	18,194.5	17,963.8	13,900.1	-22.6	3.6	22,060.1	22,064.3	17,569.4	-20.4	2.2	-14,328.8	-13,863.3	-10,230.9
Australia	1,238.4	1,006.7	1,000.0	-0.7	0.2	329.2	351.4	268.1	-23.7	0.1	1,567.6	1,358.1	1,268.1	-6.6	0.2	902.8	655.3	731.9
Singapur	1,146.3	871.6	733.3	-15.9	0.2	1,672.2	1,682.4	1,770.7	5.2	0.5	2,818.5	2,554.0	2,504.1	-2.0	0.3	-525.8	-810.9	-1,037.4
Malaysia	240.6	276.9	218.5	-21.1	0.1	9,391.1	11,586.3	10,833.4	-6.5	2.8	9,631.7	11,863.2	11,051.9	-6.8	1.4	-9,150.5	-11,309.4	-10,614.9
Vietnam	235.0	195.1	154.0	-21.0	0.0	4,410.9	6,079.8	6,619.5	8.9	1.7	4,645.9	6,274.9	6,773.5	7.9	0.8	-4,175.8	-5,884.8	-6,465.5
New Zealand	176.0	139.2	108.9	-21.7	0.0	291.7	399.9	304.1	-23.9	0.1	467.7	539.1	413.1	-23.4	0.1	-115.7	-260.7	-195.2
Brunei Darussalam	8.8	8.0	3.2	-60.1	0.0	0.4	0.5	0.5	12.1	0.0	9.1	8.5	3.7	-56.0	0.0	8.4	7.5	2.6
Others*	14,131.7	14,391.4	11,243.1	-21.9	2.7	10,973.3	10,037.7	8,527.7	-15.0	2.2	25,105.0	24,429.2	19,770.7	-19.1	2.5	3,158.3	4,353.7	2,715.4
Pacific Alliance	891.4	826.6	1,080.9	30.8	0.3	1,981.9	1,907.9	1,663.2	-12.8	0.4	2,873.3	2,734.5	2,744.1	0.4	0.3	-1,090.6	-1,081.2	-582.3
Colombia	839.5	753.3	1,000.3	32.8	0.2	1,780.8	1,713.1	1,466.4	-14.4	0.4	2,620.2	2,466.4	2,466.7	0.0	0.3	-941.3	-959.8	-466.1
Chile	47.4	67.0	78.0	16.4	0.0	181.9	180.5	176.4	-2.3	0.0	229.3	247.5	254.4	2.8	0.0	-134.5	-113.5	-98.5
Peru	4.5	6.3	2.7	-58.2	0.0	19.3	14.2	20.4	43.1	0.0	23.8	20.6	23.0	11.9	0.0	-14.8	-7.9	-17.7
EFTA	895.9	831.1	1,085.2	30.6	0.3	1,995.9	1,923.3	1,692.4	-12.0	0.4	2,891.8	2,754.4	2,777.7	0.8	0.3	-1,100.0	-1,092.2	-607.2
Switzerland	839.5	753.3	1,000.3	32.8	0.2	1,780.8	1,713.1	1,466.4	-14.4	0.4	2,620.2	2,466.4	2,466.7	0.0	0.3	-941.3	-959.8	-466.1
Norway	47.4	67.0	78.0	16.4	0.0	181.9	180.5	176.4	-2.3	0.0	229.3	247.5	254.4	2.8	0.0	-134.5	-113.5	-98.5
Iceland	4.6	4.4	4.3	-2.4	0.0	14.0	15.4	29.2	89.5	0.0	18.5	19.9	33.6	69.0	0.0	-9.4	-11.0	-24.9
Liechtenstein	4.5	6.3	2.7	-58.2	0.0	19.3	14.2	20.4	43.1	0.0	23.8	20.6	23.0	11.9	0.0	-14.8	-7.9	-17.7
Central America	5,193.6	5,200.1	5,092.2	-2.1	1.2	1,987.0	2,055.1	2,284.7	11.2	0.6	7,180.6	7,255.2	7,376.9	1.7	0.9	3,206.6	3,145.0	2,807.5
Guatemala	1,954.5	1,992.9	1,914.0	-4.0	0.5	535.8	536.7	483.5	-9.9	0.1	2,490.3	2,529.6	2,397.4	-5.2	0.3	1,418.7	1,456.2	1,430.5
El Salvador	793.7	830.2	949.3	14.3	0.2	246.7	277.2	231.3	-16.6	0.1	1,040.4	1,107.4	1,180.5	6.6	0.1	547.0	553.0	718.0
Costa Rica	966.7	865.6	782.3	-9.6	0.2	434.1	384.2	715.8	86.3	0.2	1,400.8	1,249.9	1,498.1	19.9	0.2	532.6	481.4	665.6
Nicaragua	736.8	736.9	721.0	-2.2	0.2	333.4	332.9	441.1	32.5	0.1	1,070.2	1,069.9	1,162.1	8.6	0.1	403.5	404.0	279.8
Honduras	741.9	774.5	725.7	-6.3	0.2	437.0	524.0	413.1	-21.2	0.1	1,178.8	1,298.5	1,138.8	-12.3	0.1	304.9	250.4	312.6
Others FTAs	3,882.0	4,522.9	4,145.2	-8.4	1.0	3,574.9	3,462.4	2,803.5	-19.0	0.7	7,456.9	7,985.4	6,948.7	-13.0	0.9	307.1	1,060.5	1,341.6
Panama	1,161.7	1,257.0	1,163.4	-7.4	0.3	105.7	33.8	34.2	1.1	0.0	1,267.4	1,290.7	1,197.5	-7.2	0.1	1,056.1	1,223.2	1,129.2
Israel	284.1	247.3	190.6	-22.9	0.0	671.5	703.4	660.4	-6.1	0.2	955.6	950.7	851.0	-10.5	0.1	-387.4	-456.1	-469.7
Uruguay	223.6	195.6	172.5	-11.8	0.0	377.1	335.9	297.5	-11.4	0.1	600.6	531.5	470.0	-11.6	0.1	-153.5	-140.3	-125.0
United Kingdom**	2,212.6	2,823.1	2,618.6	-7.2	0.6	2,420.7	2,389.4	1,811.5	-24.2	0.5	4,633.2	5,212.5	4,430.1	-15.0	0.6	-208.1	433.7	807.2
ECA's	7,116.3	6,405.3	4,670.6	-27.1	1.1	7,624.8	7,654.3	6,469.2	-15.5	1.7	14,741.2	14,059.6	11,139.8	-20.8	1.4	-508.5	-1,249.1	-1,798.7
Brazil	4,407.9	4,297.8	3,053.3	-28.9	0.7	6,511.0	6,639.4	5,634.4	-15.1	1.5	10,918.9	10,937.2	8,689.7	-20.5	1.1	-2,103.1	-2,341.6	-2,579.0
Argentina	1,260.0	780.2	712.2	-8.7	0.2	832.7</												

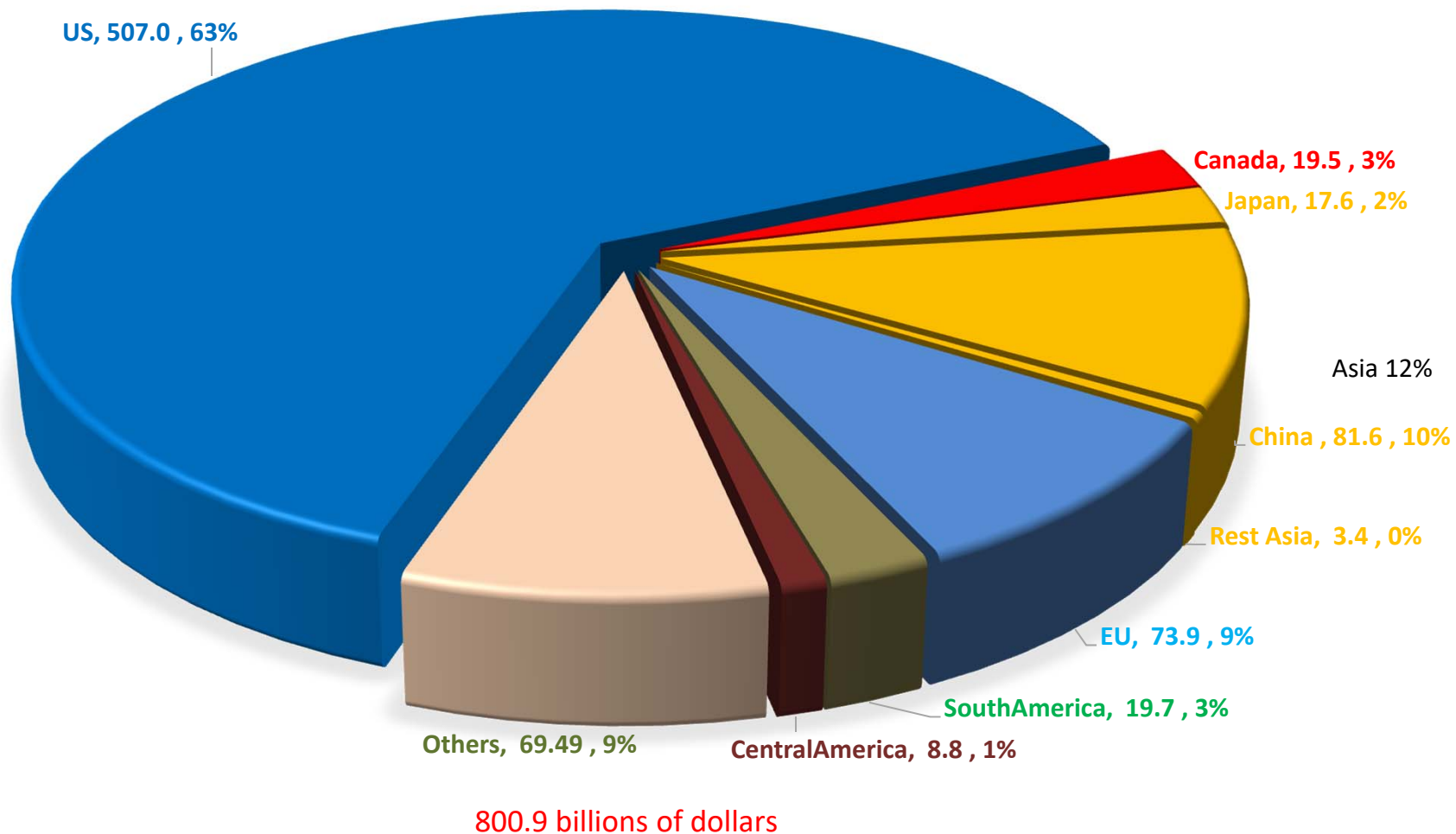
Mexico – External Trade in 2020

Billions of dollars



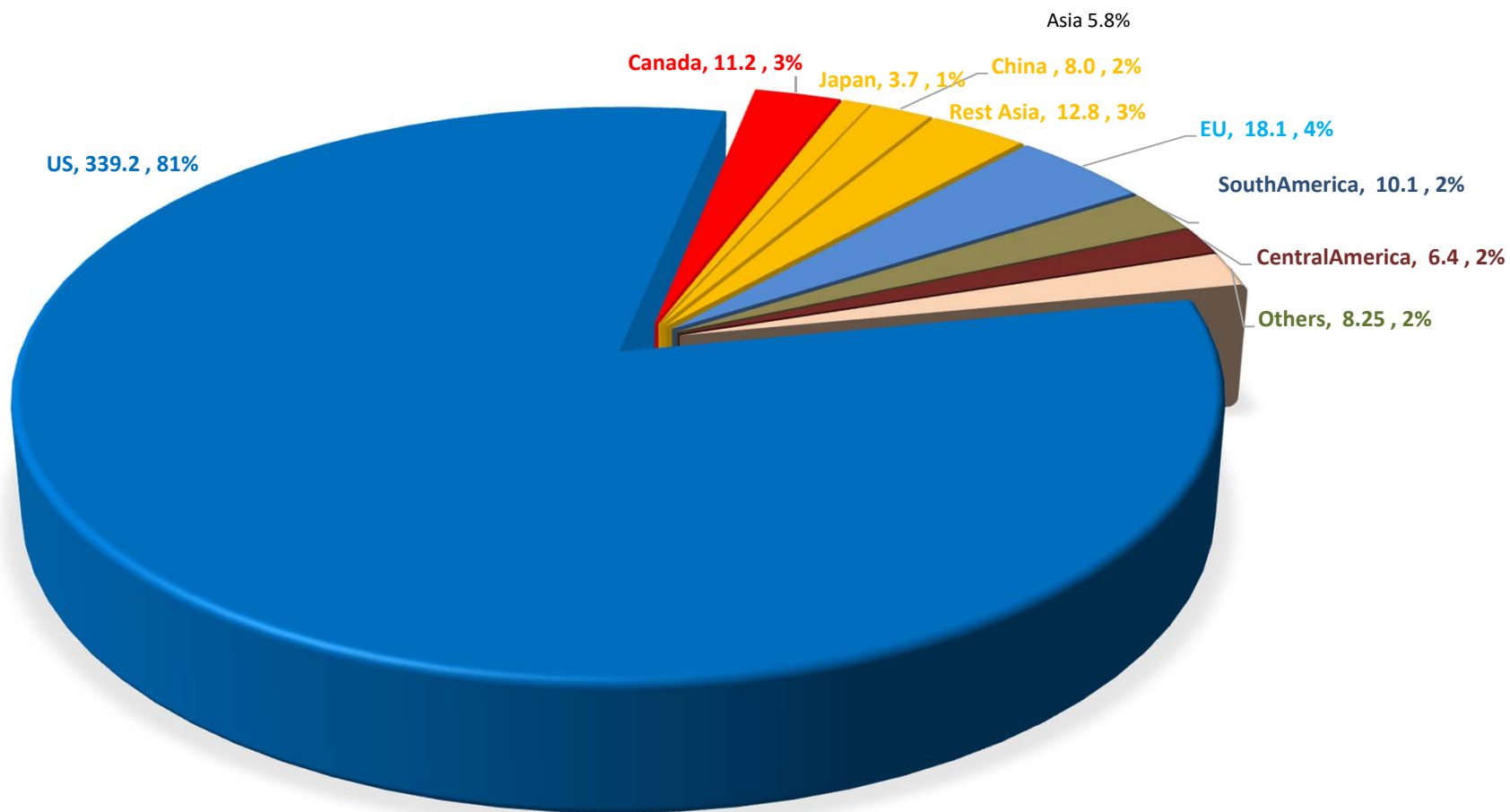
Mexico – External Trade in 2020

Billions of dollars



Mexico – Exports in 2020

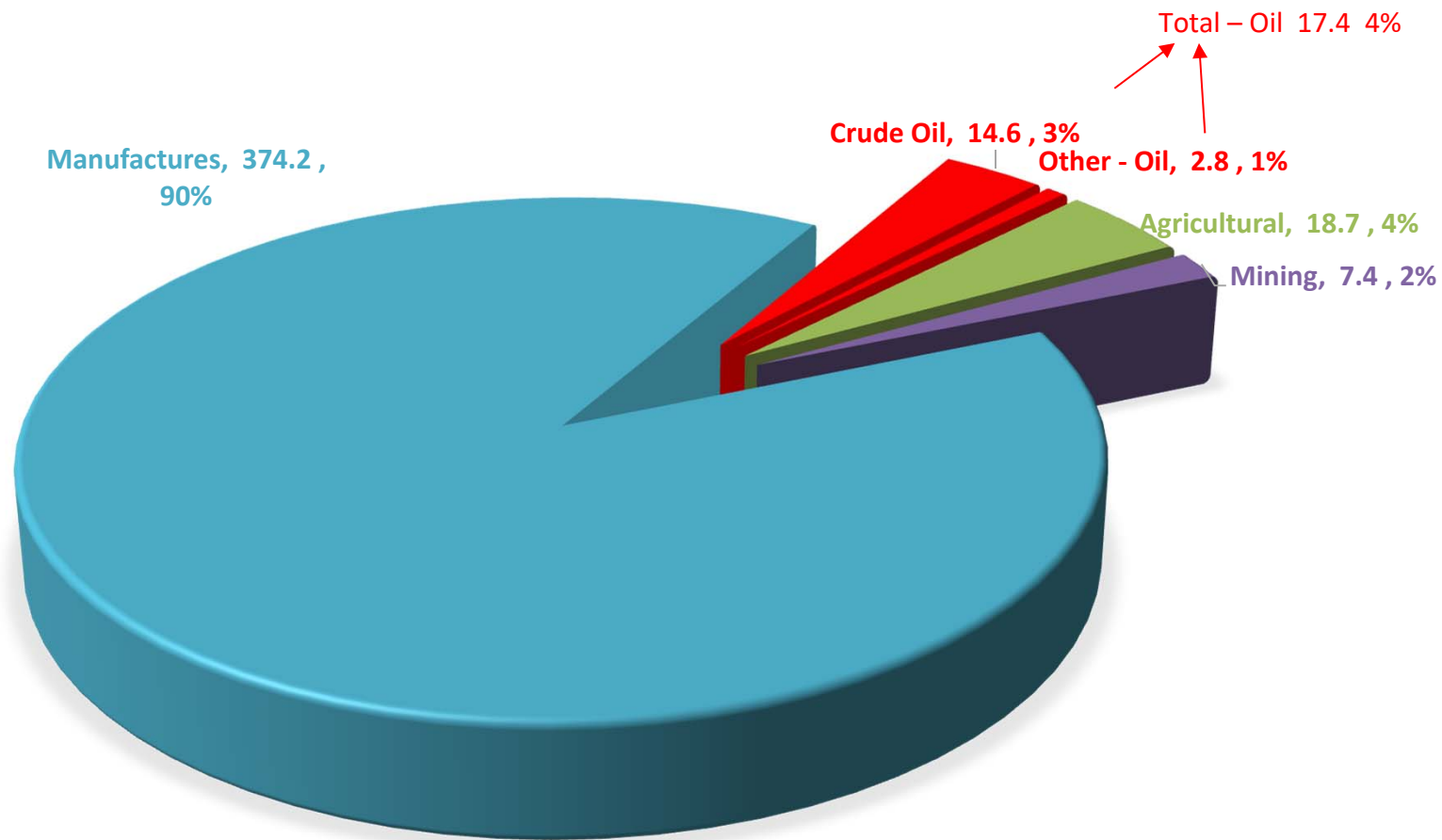
Billions of dollars



417.7 billions of dollars

Mexico – Exports in 2020

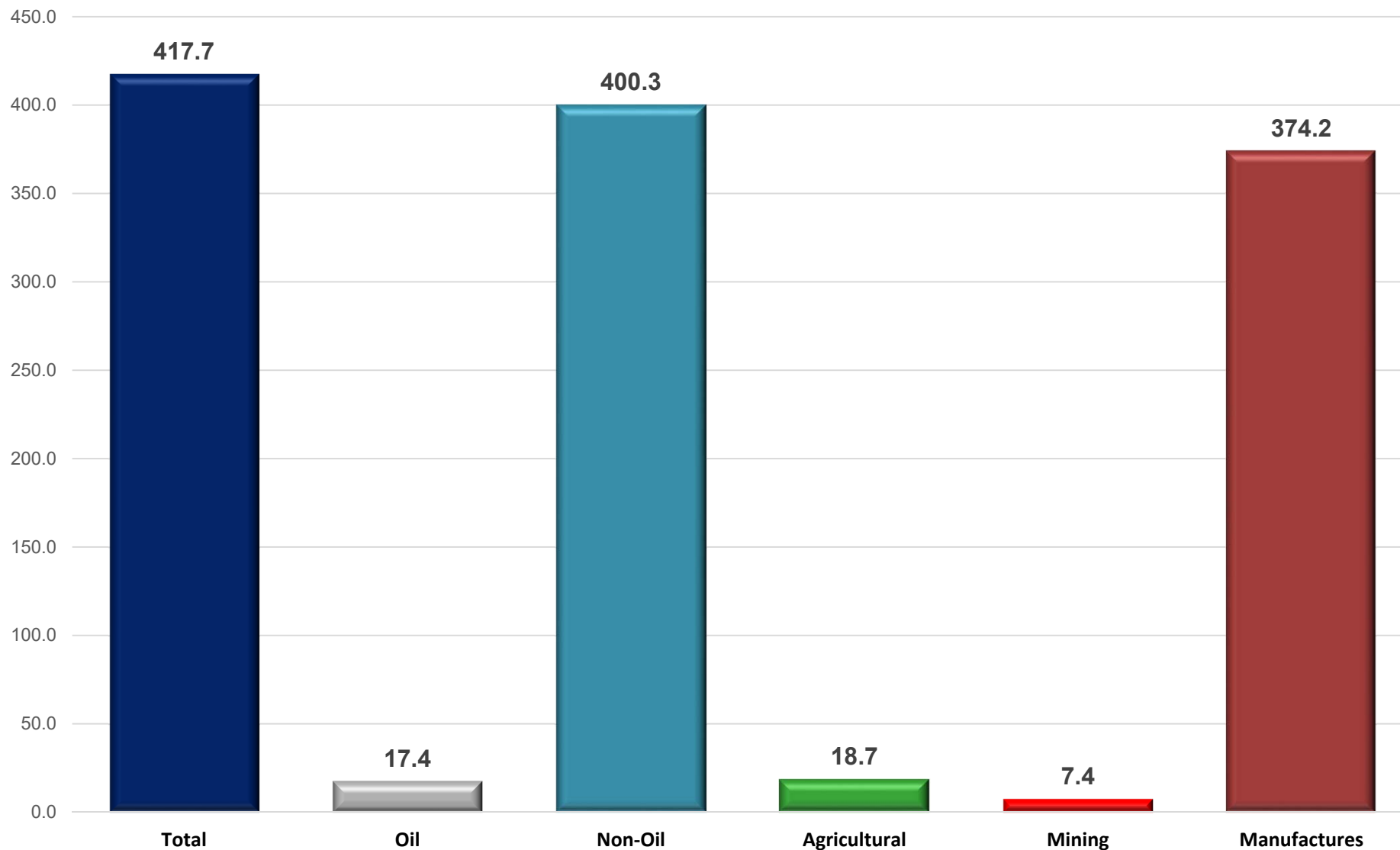
Billions of dollars



417.7 mil millones de dólares

Mexico – Exports in 2020

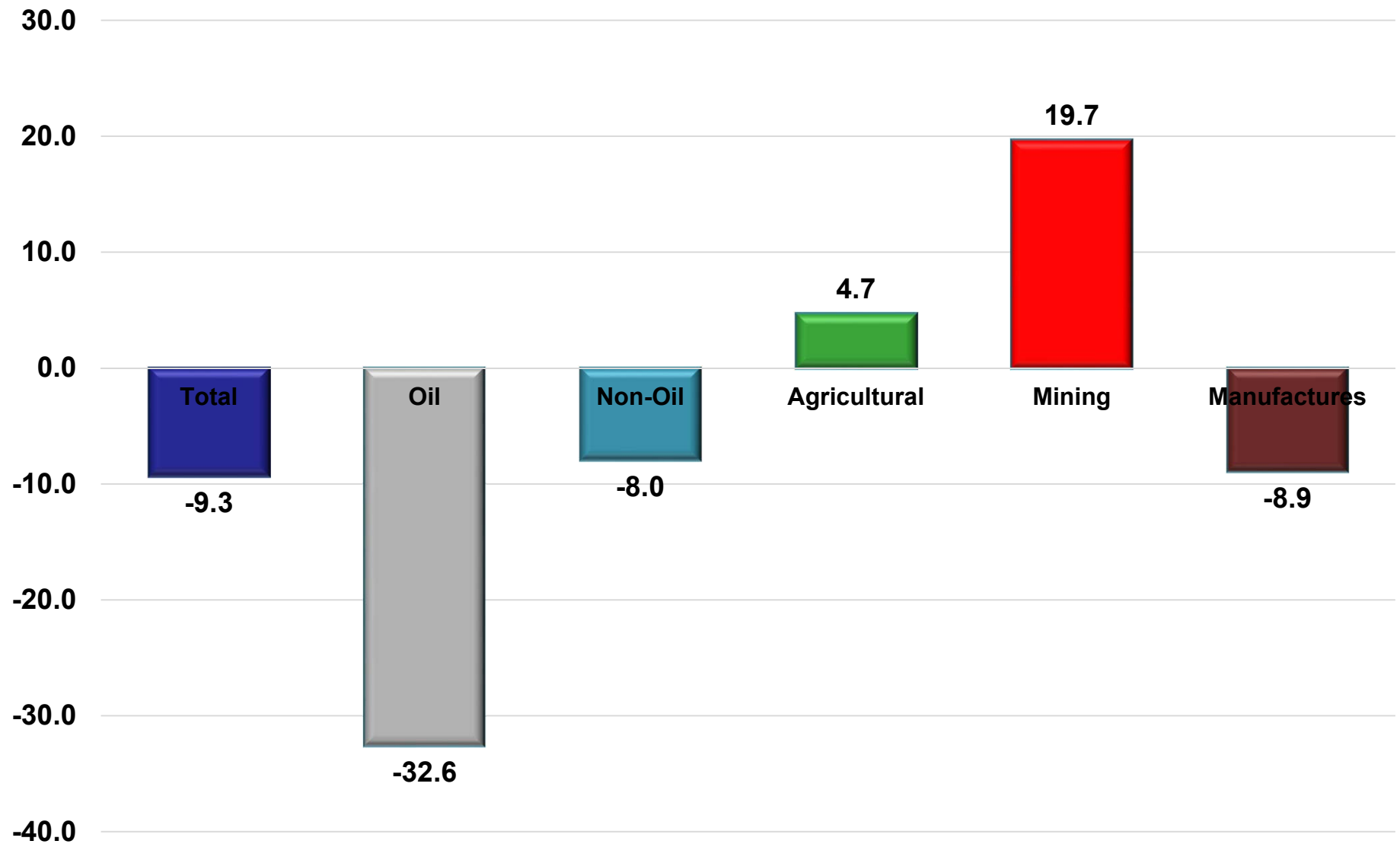
Billions of dollars



Source: Compass Consultores SC / Espiga Exports with data from INEGI

Mexico – Exports in 2020

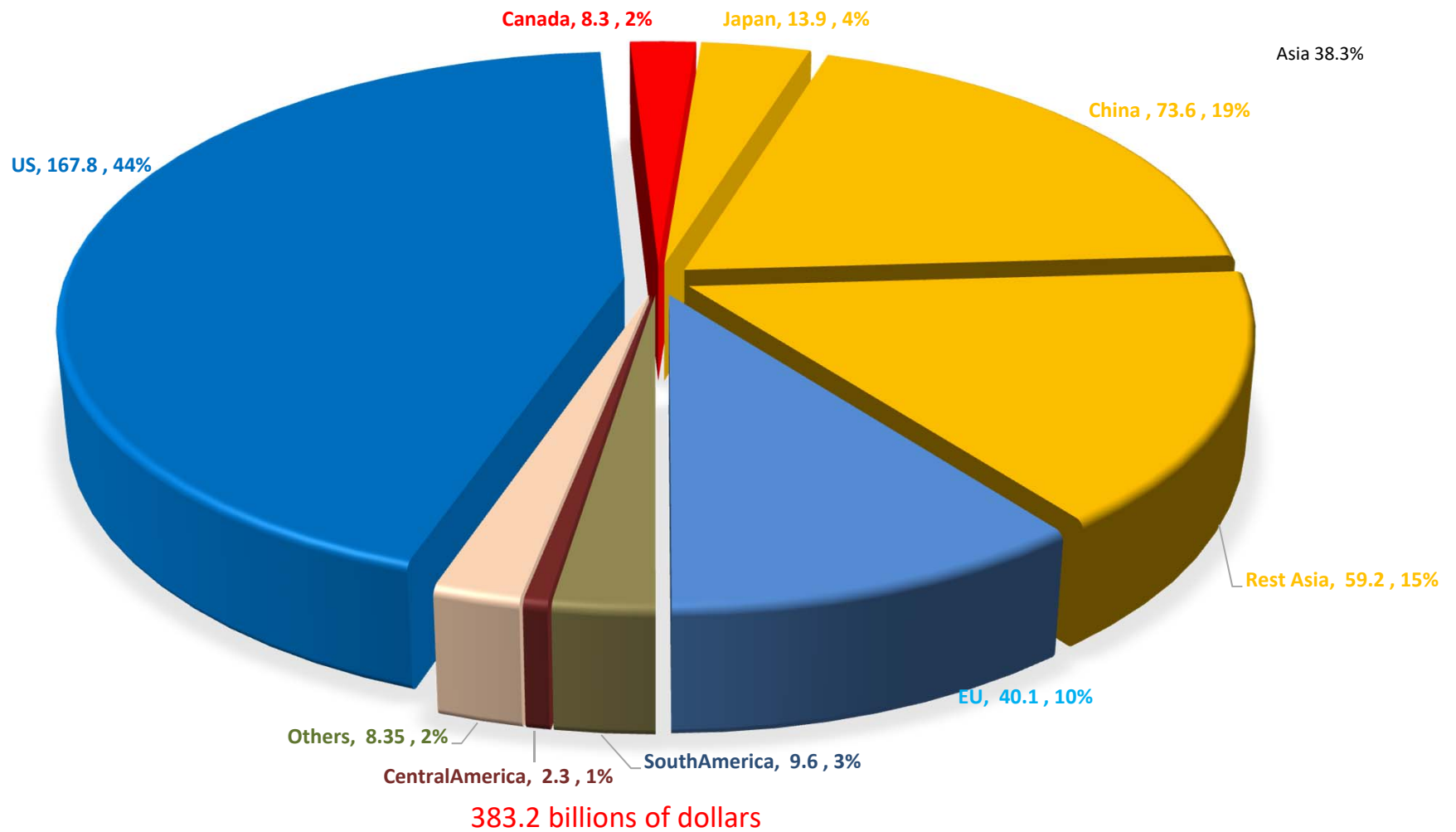
Change rate (2020/2019)



Source: Compass Consultores SC / Espiga Exports with data from INEGI

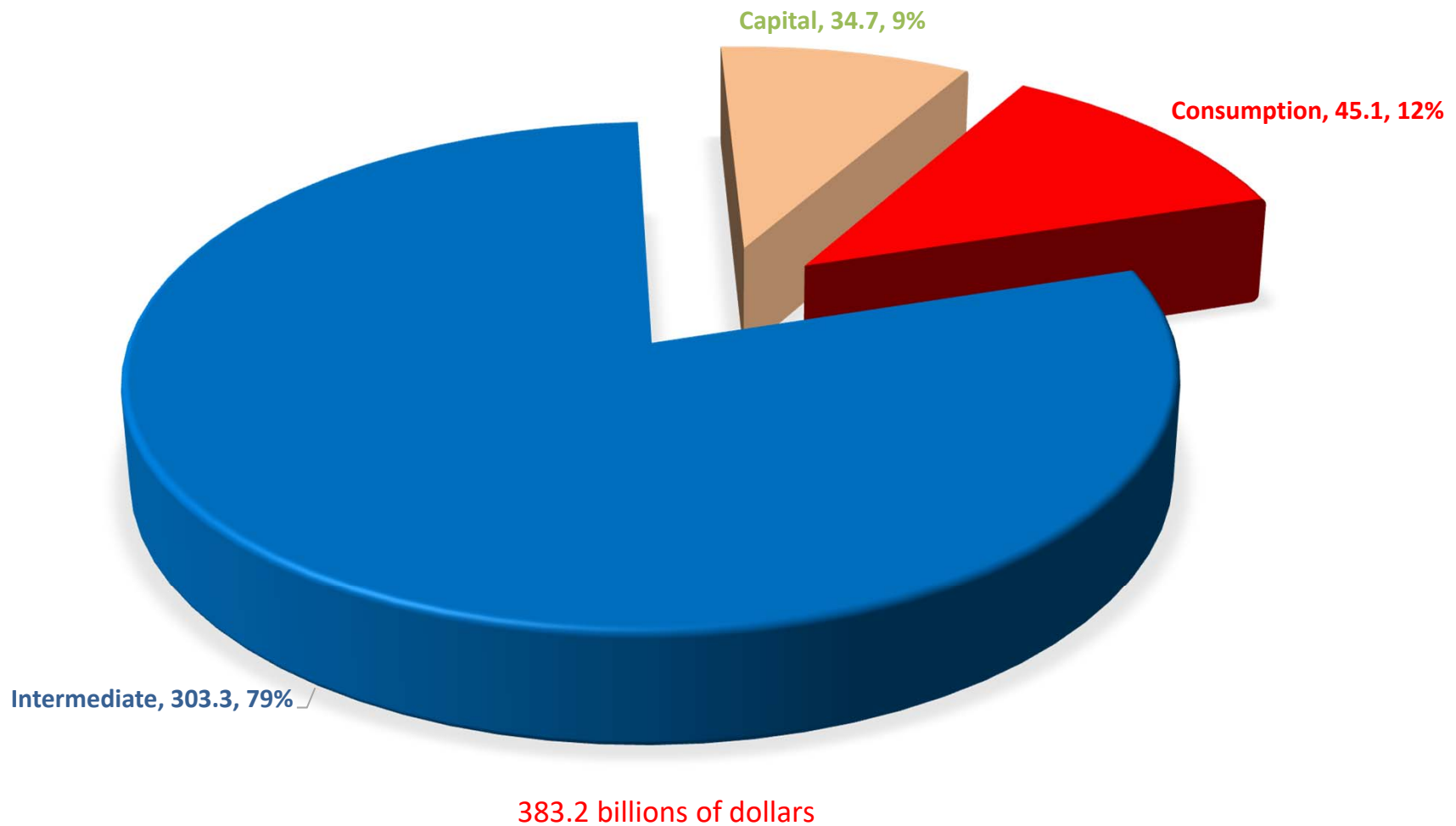
Mexico – Imports in 2020

Billions of dollars



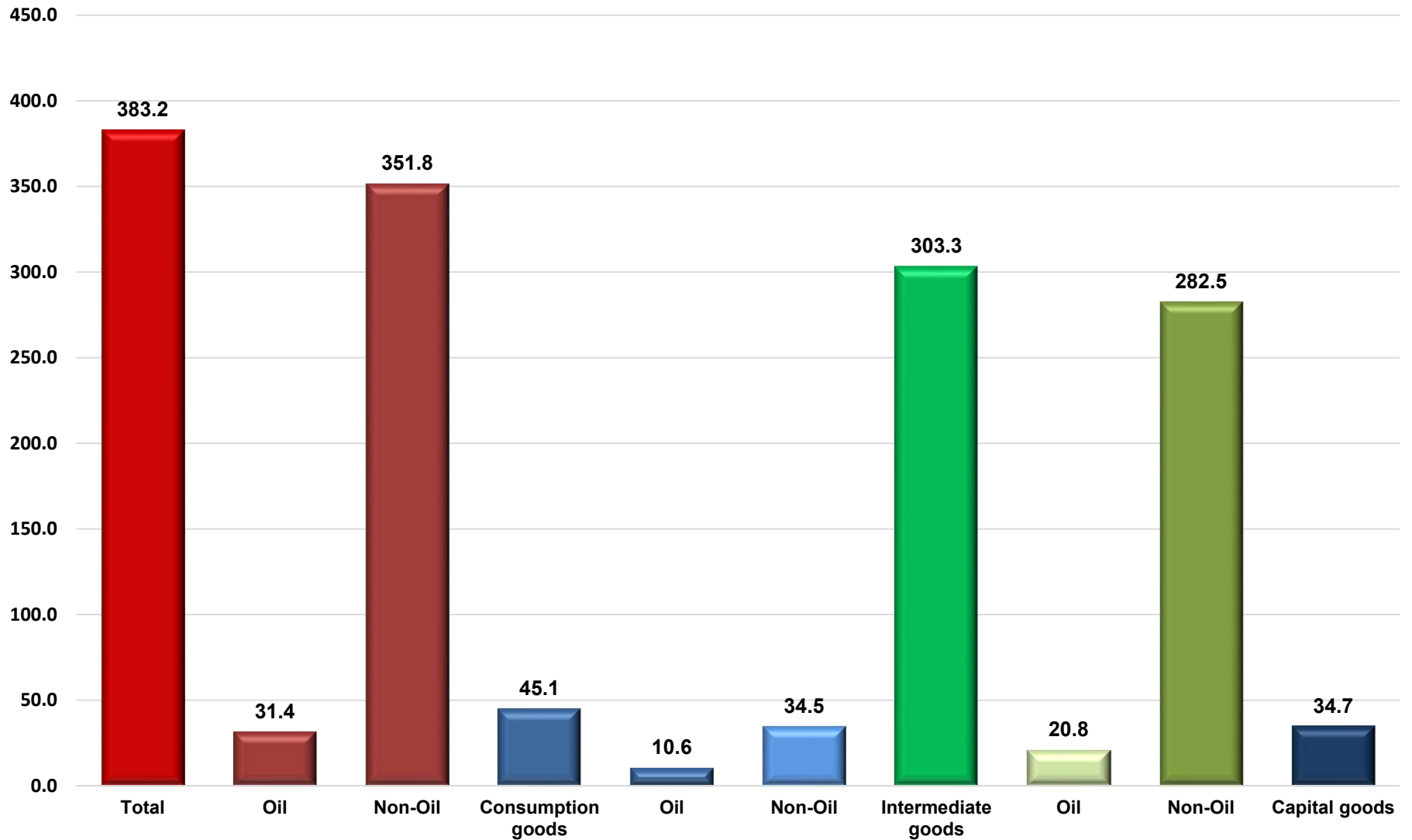
Mexico – Imports in 2020

Billions of dollars



Mexico – Imports in 2020

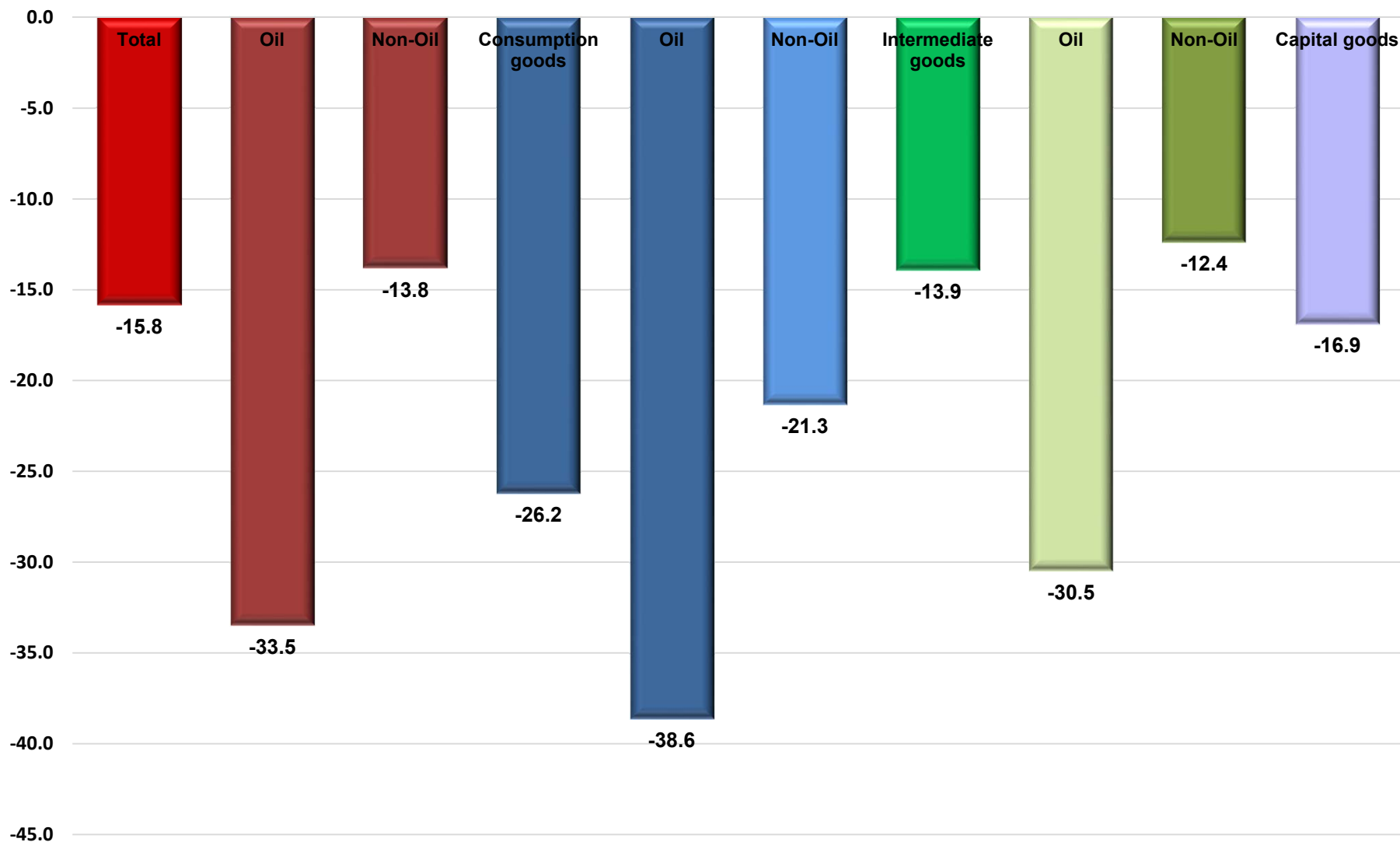
Billions of dollars



Source: Compass Consultores SC / Espiga Exports with data from INEGI

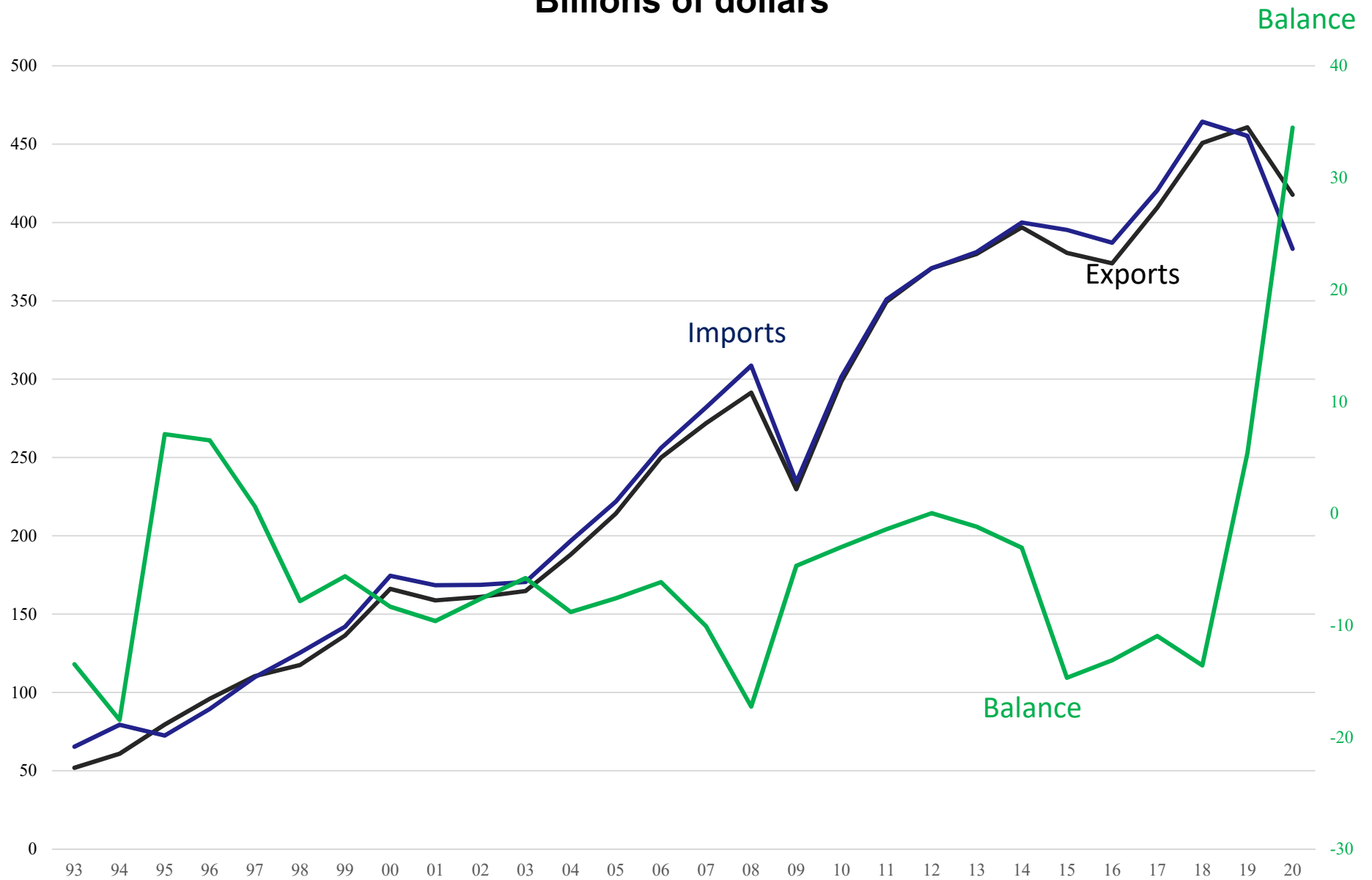
Mexico – Imports in 2020

Change rate (2020/2019)



Mexico – Trade Balance

Billions of dollars

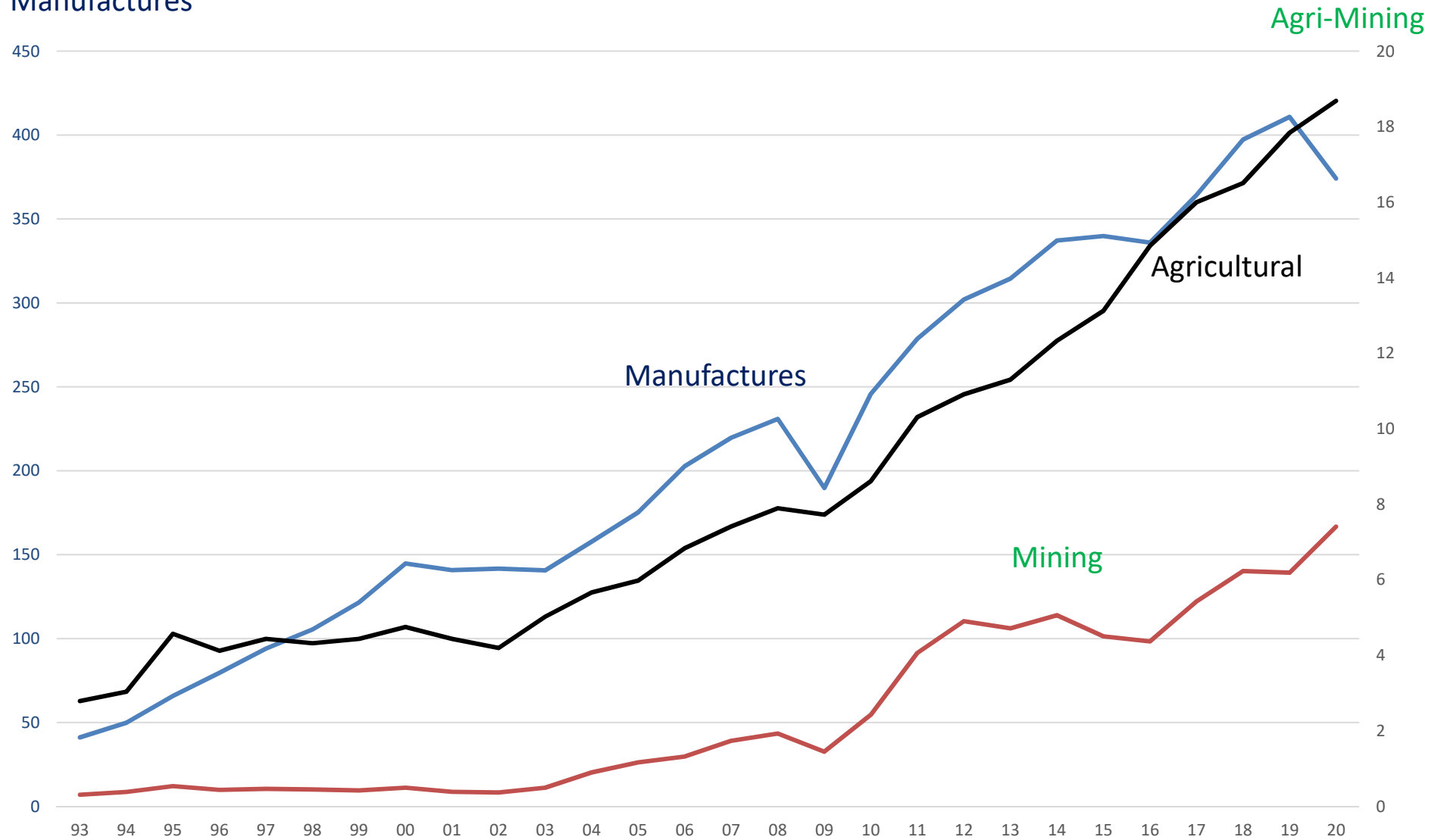


Source: Compass Consultores SC / Espiga Exports with data from INEGI

Mexico – Exports

Billions of dollars

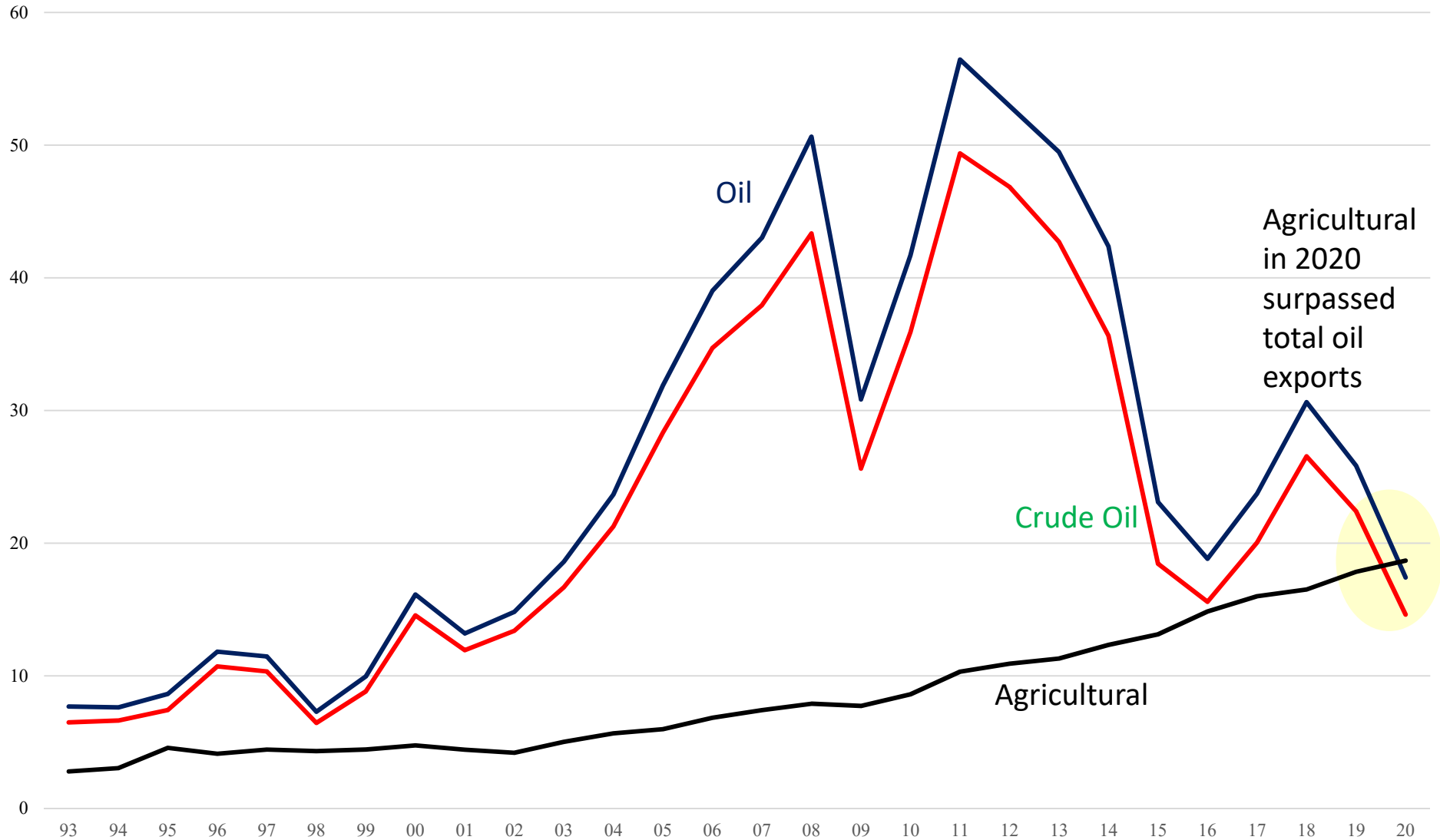
Manufactures



Source: Compass Consultores SC / Espiga Exports with data from INEGI

Mexico – Exports

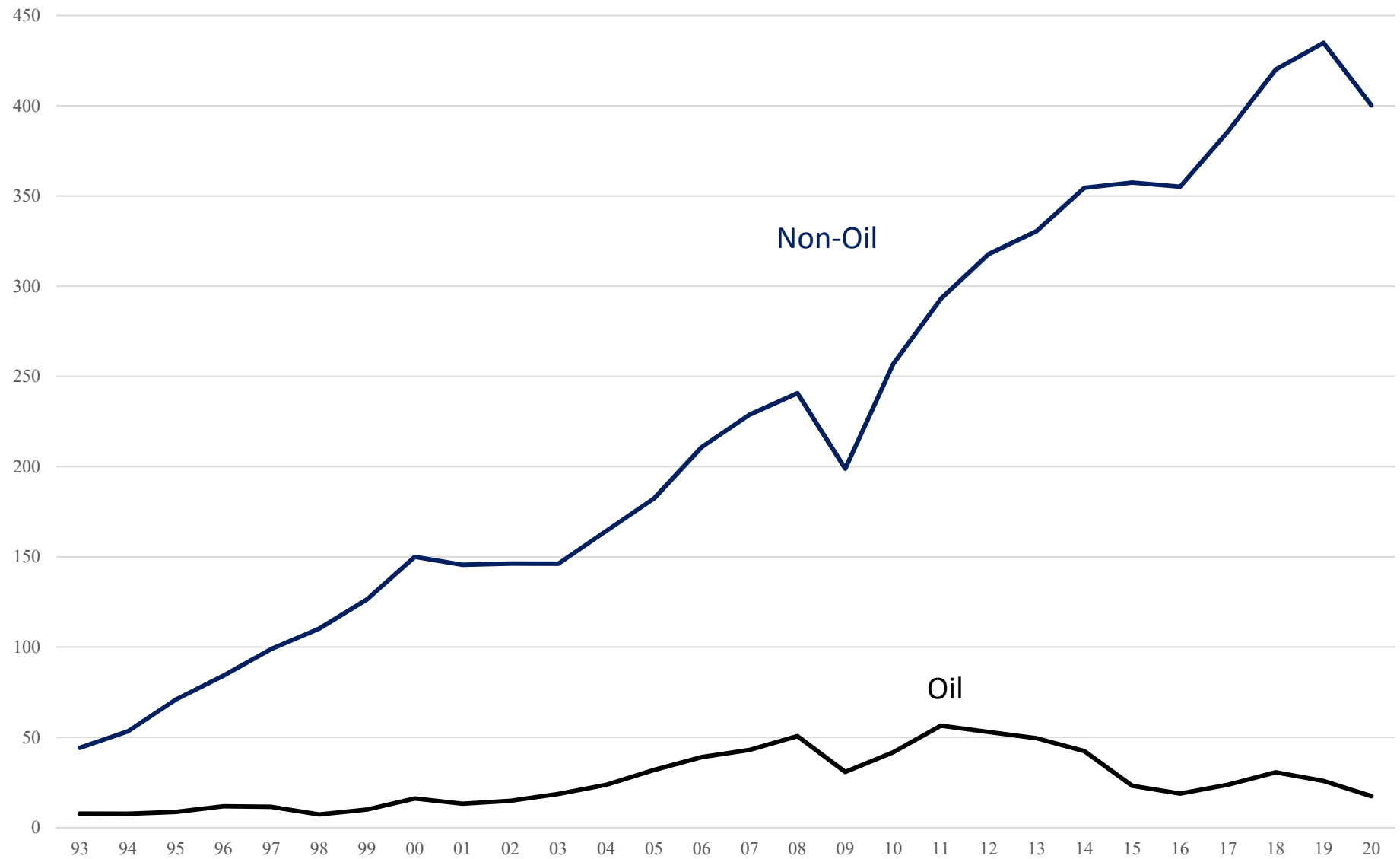
Billions of dollars



Source: Compass Consultores SC / Espiga Exports with data from INEGI

Mexico – Exports

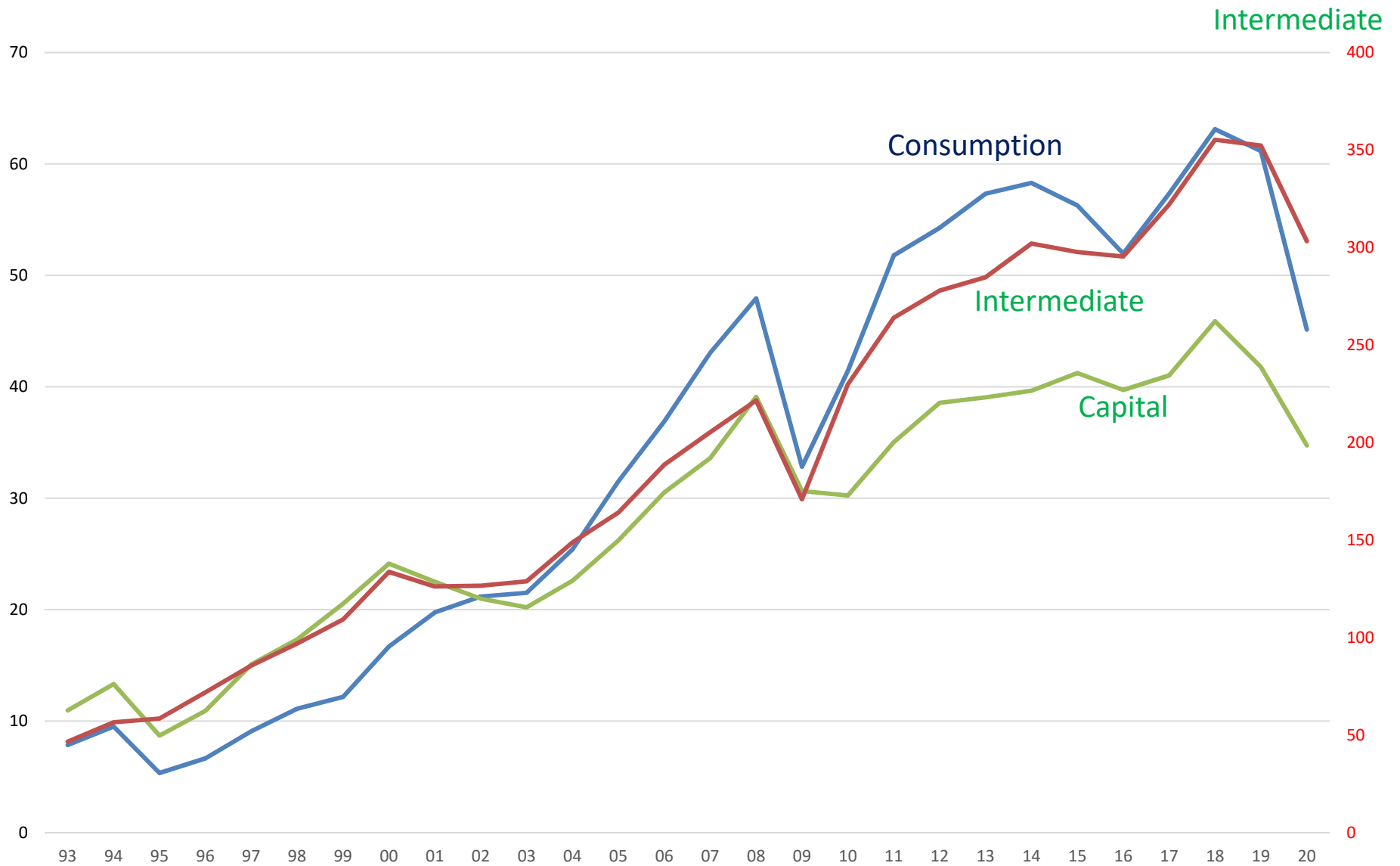
Billions of dollars



Source: Compass Consultores SC / Espiga Exports with data from INEGI

Mexico – Imports

Billions of dollars

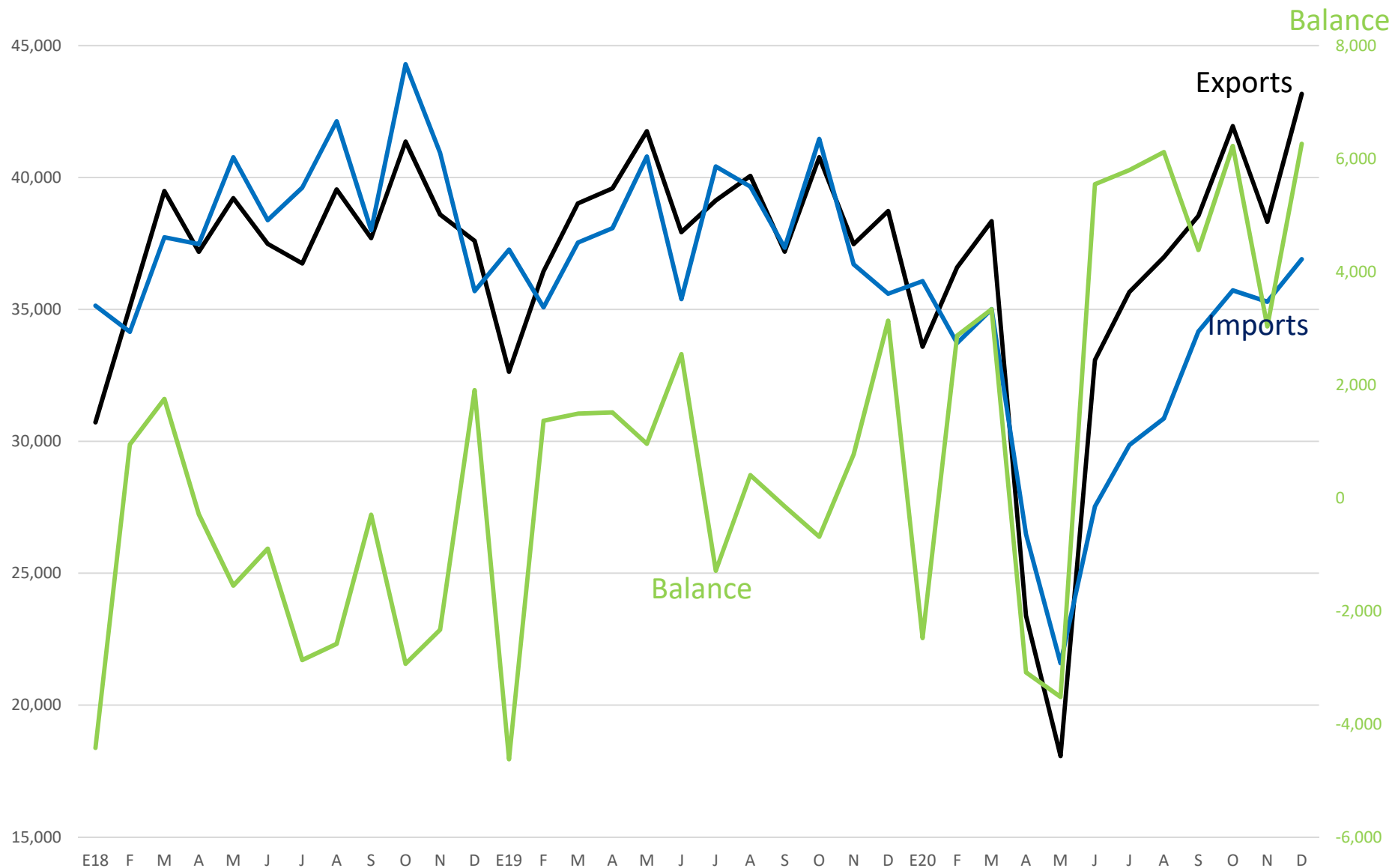


Source: Compass Consultores SC / Espiga Exports with data from INEGI



Mexico – Trade Balance

Millions of dollars

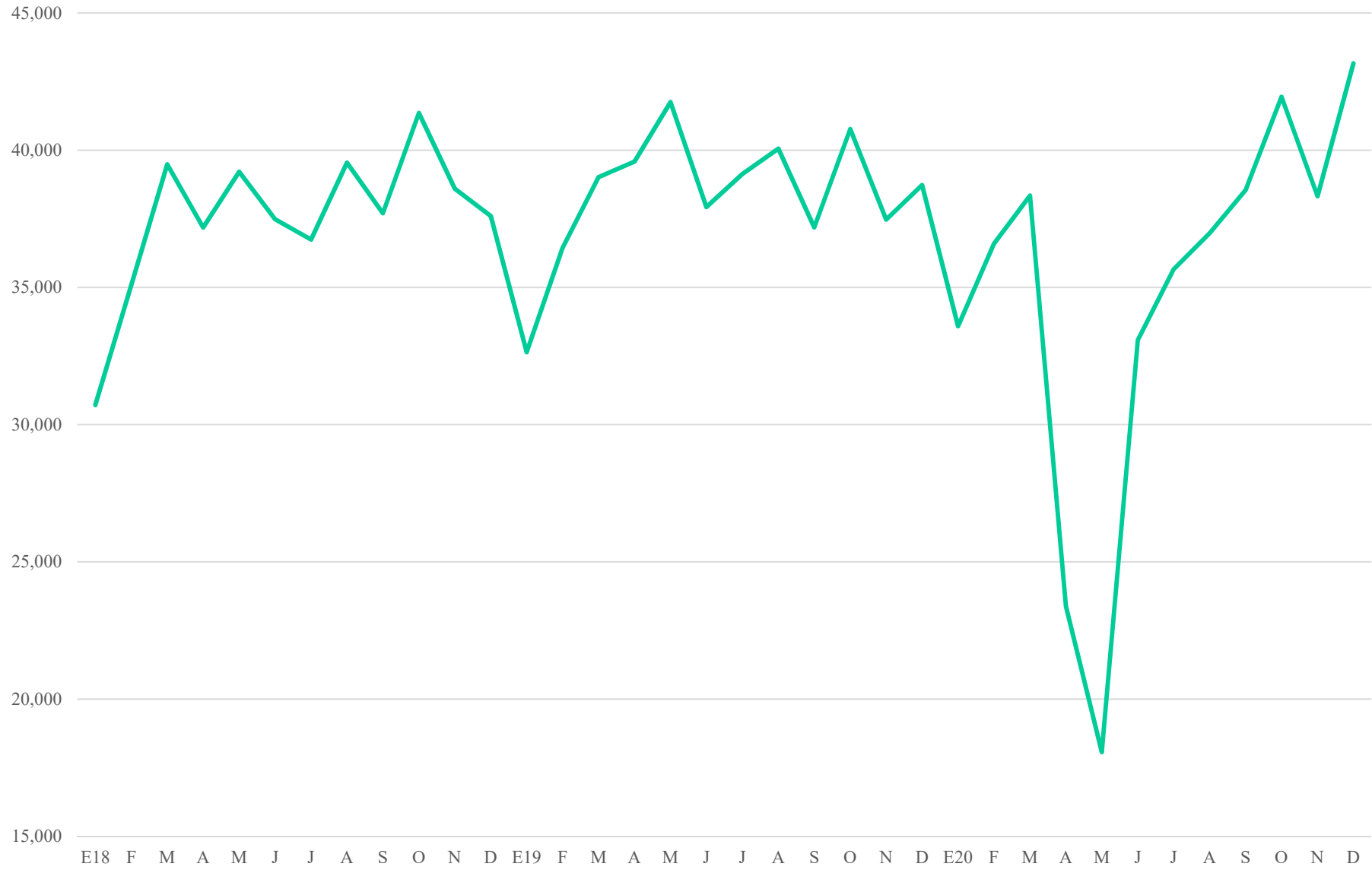


Source: Compass Consultores SC / Espiga Exports with data from INEGI



Mexico – Exports

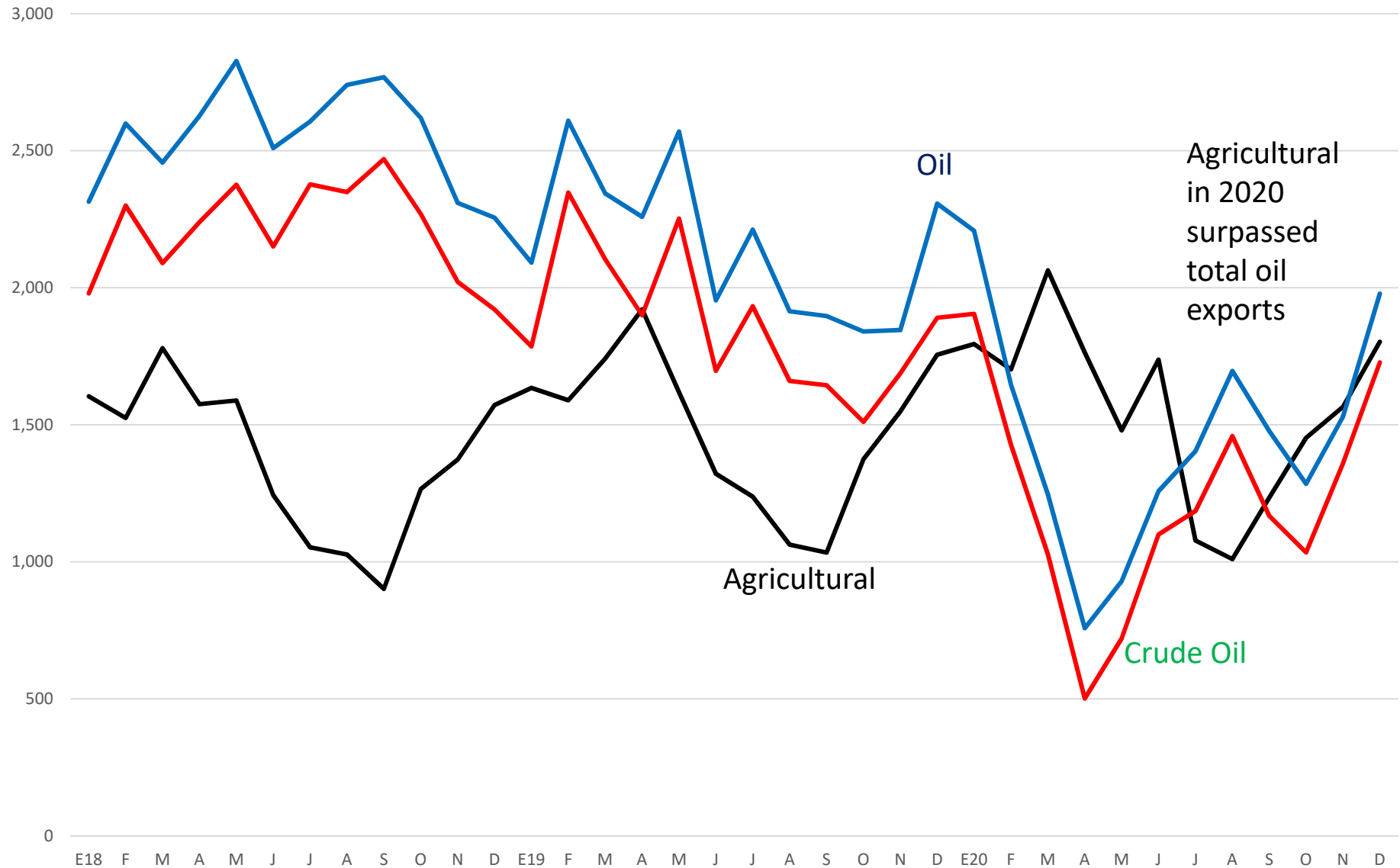
Millions of dollars



Source: Compass Consultores SC / Espiga Exports with data from INEGI

Mexico – Exports

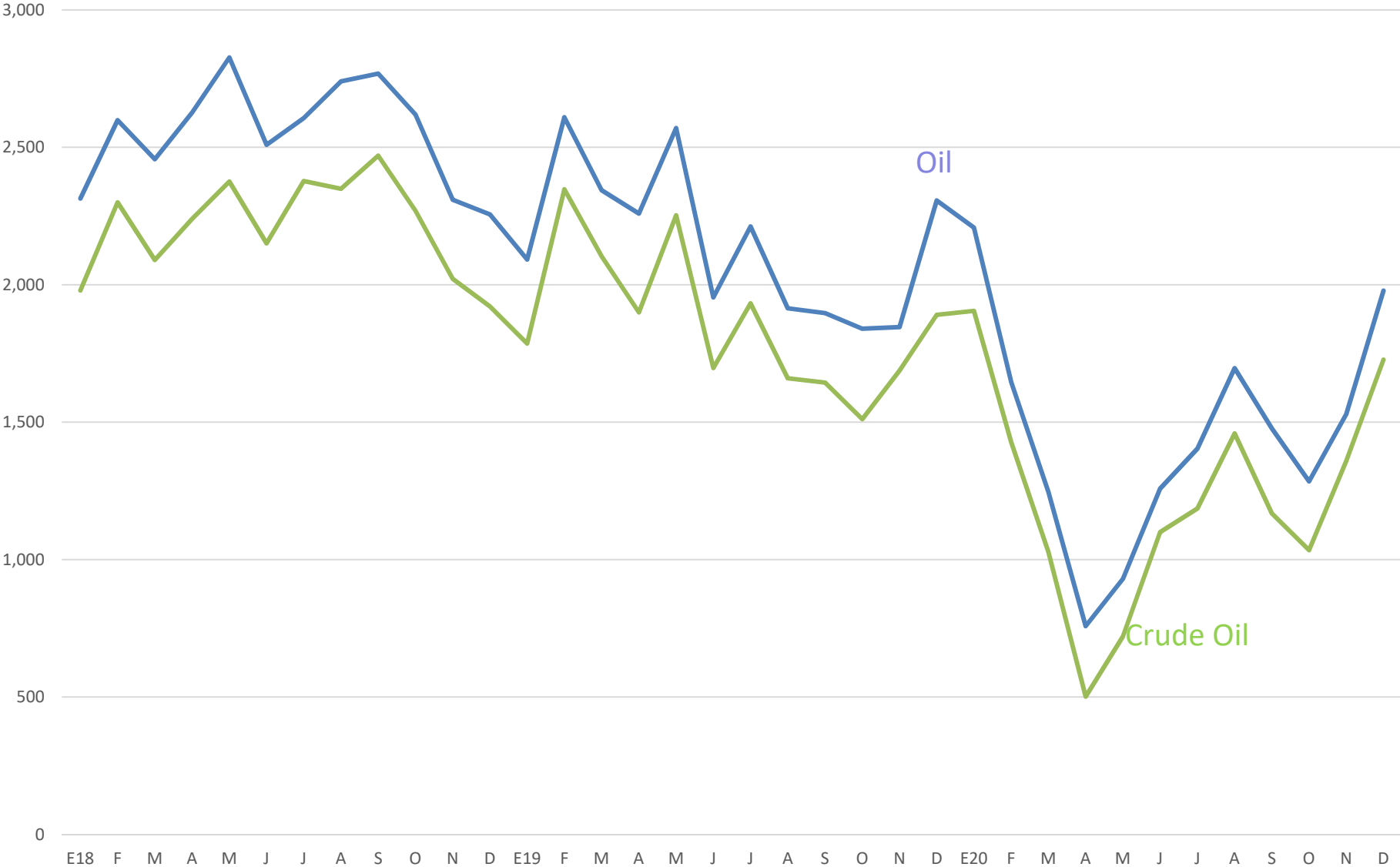
Millions of dollars



Source: Compass Consultores SC / Espiga Exports with data from INEGI

Mexico – Oil Exports

Millions of dollars

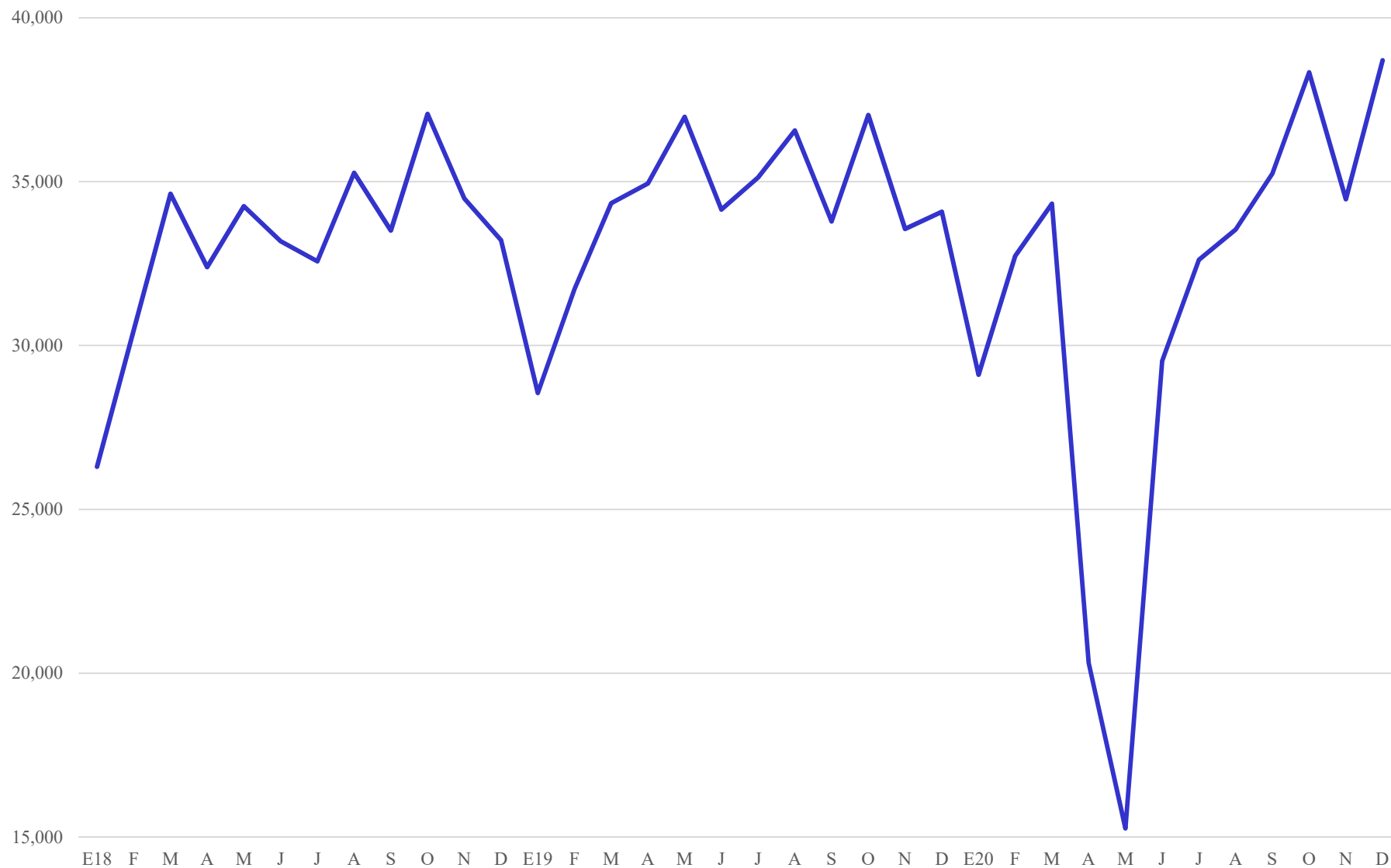


Source: Compass Consultores SC / Espiga Exports with data from INEGI



Mexico – Manufactures Exports

Millions of dollars

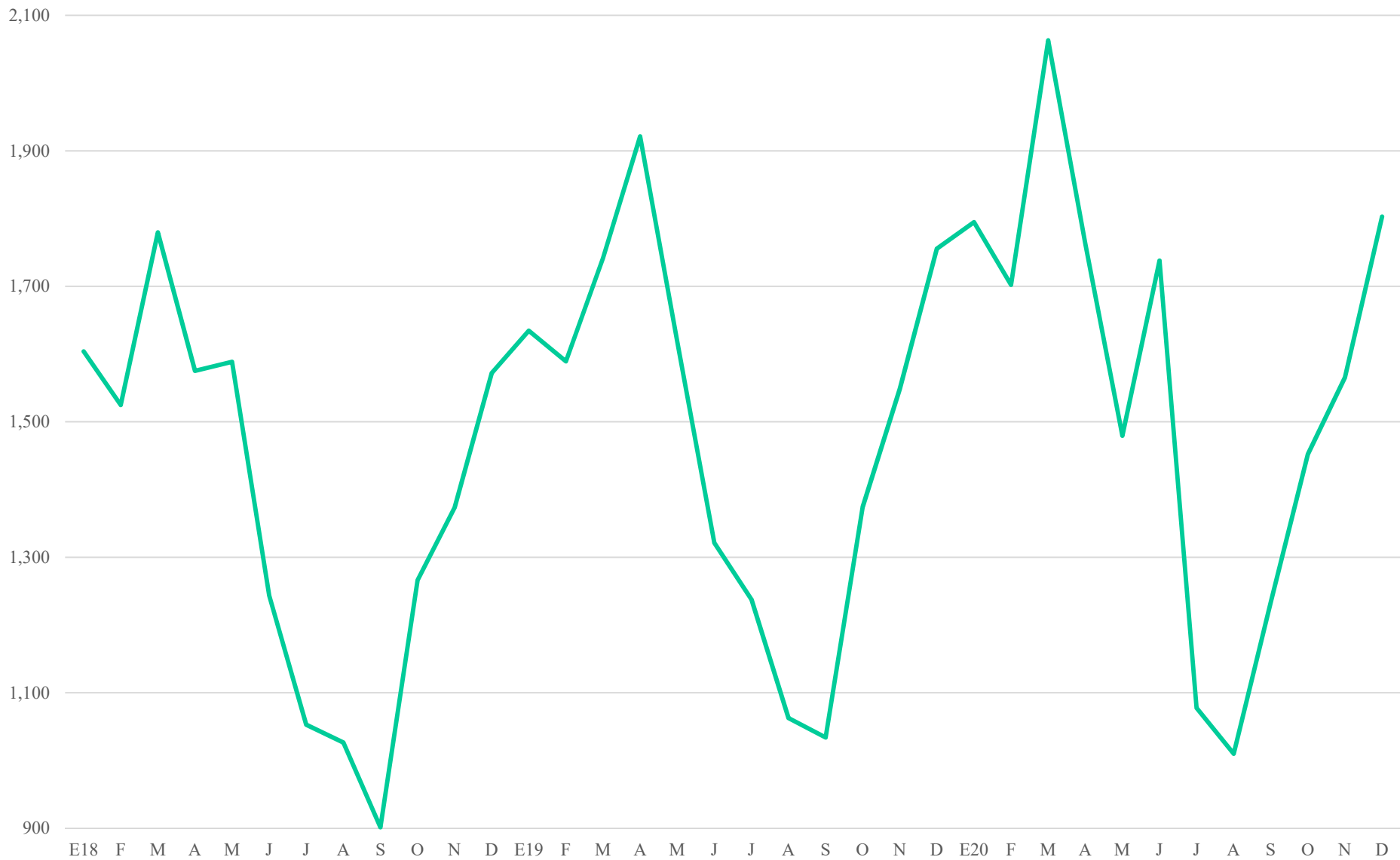


Source: Compass Consultores SC / Espiga Exports with data from INEGI



Mexico – Agricultural Exports

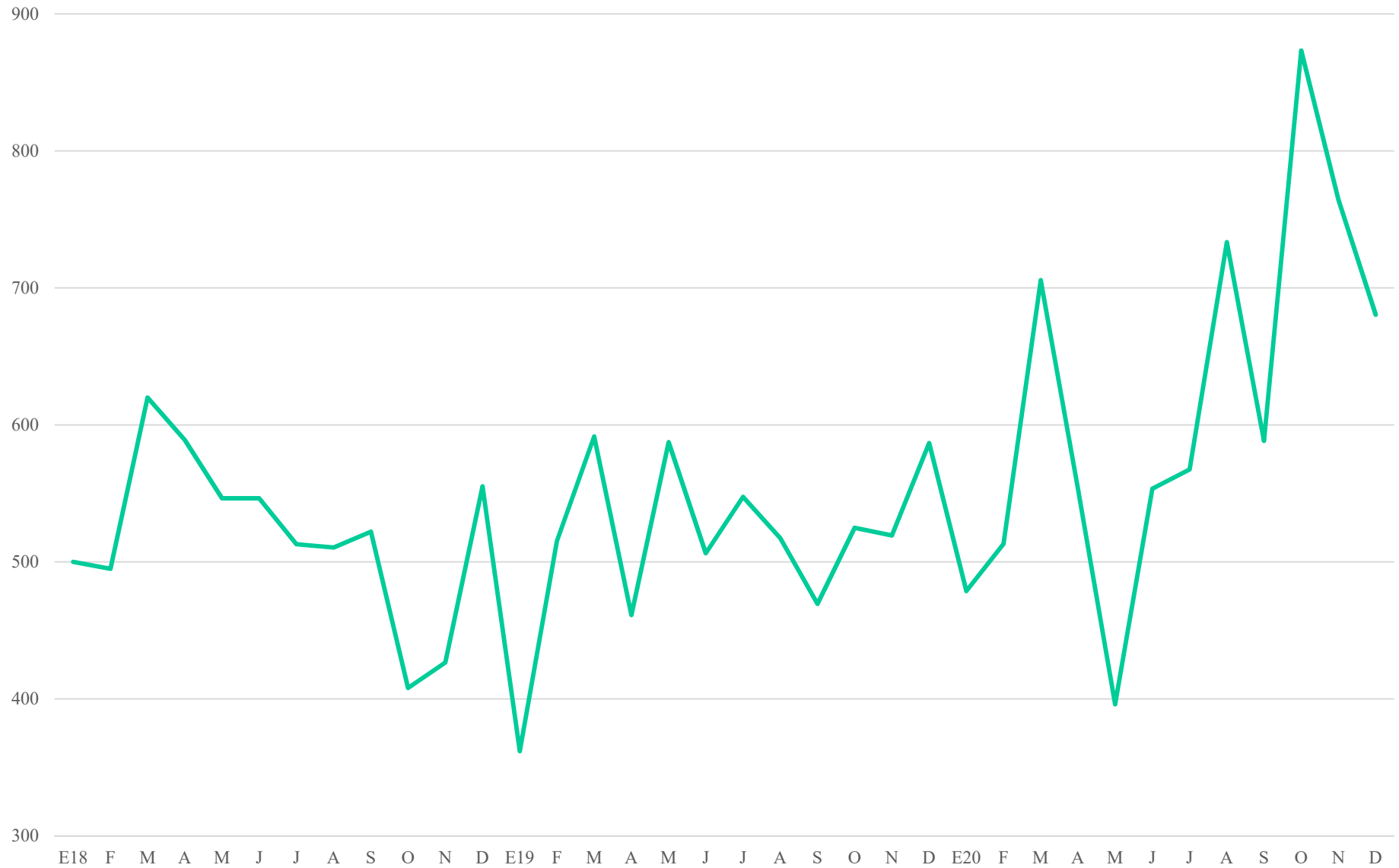
Millions of dollars



Source: Compass Consultores SC / Espiga Exports with data from INEGI

Mexico – Mining Exports

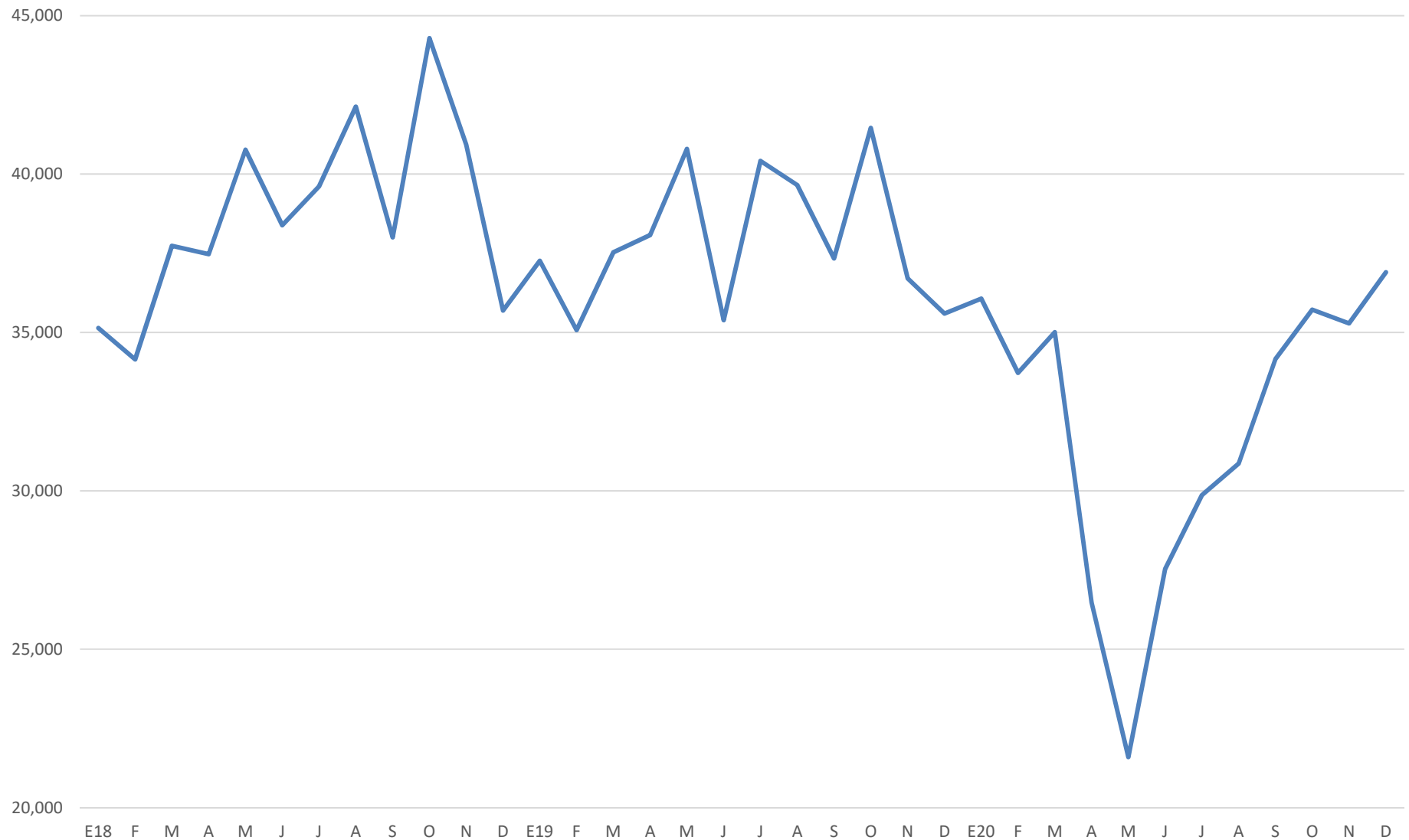
Millions of dollars



Source: Compass Consultores SC / Espiga Exports with data from INEGI

Mexico – Imports

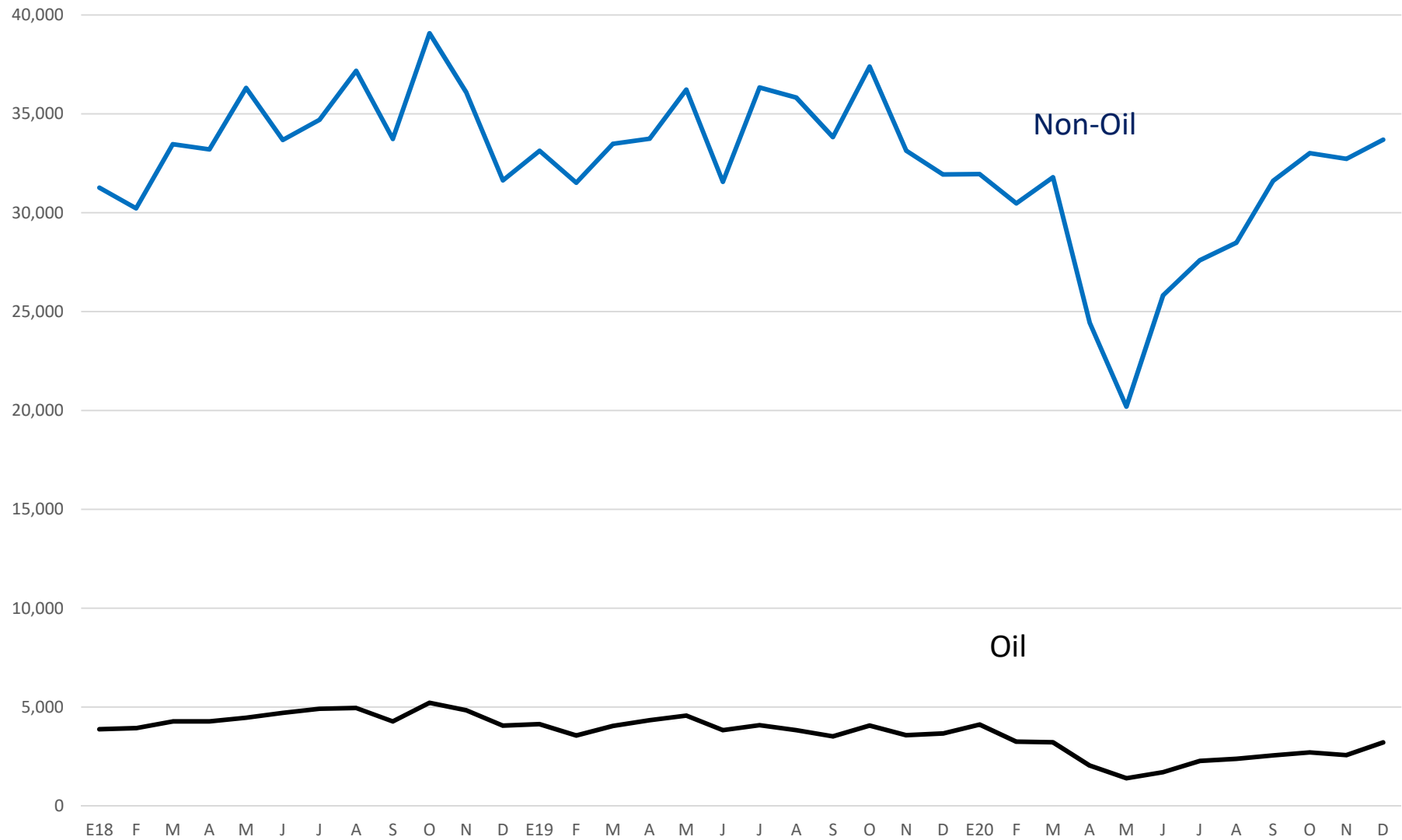
Millions of dollars



Source: Compass Consultores SC / Espiga Exports with data from INEGI

Mexico – Imports

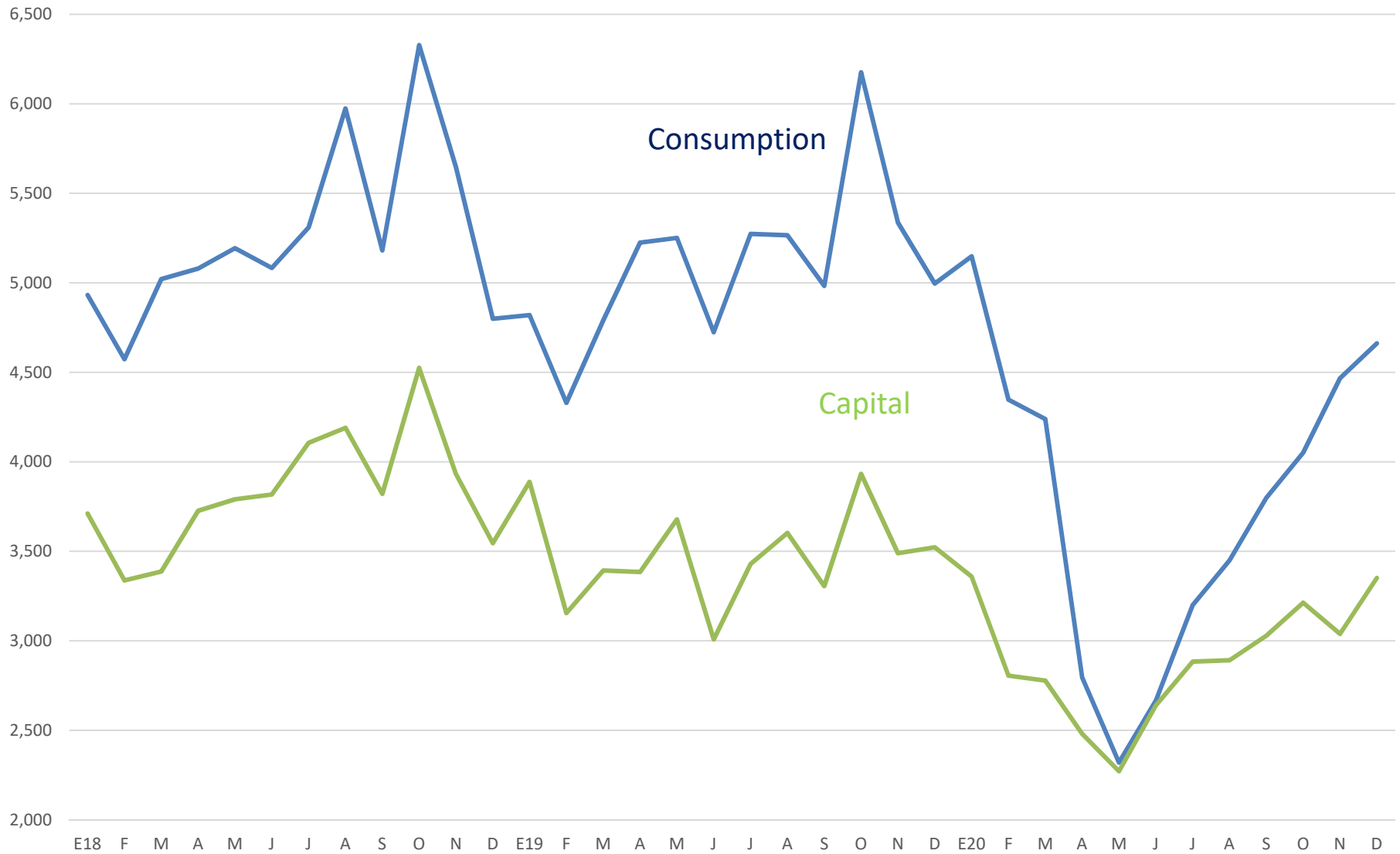
Millions of dollars



Source: Compass Consultores SC / Espiga Exports with data from INEGI

Mexico – Imports

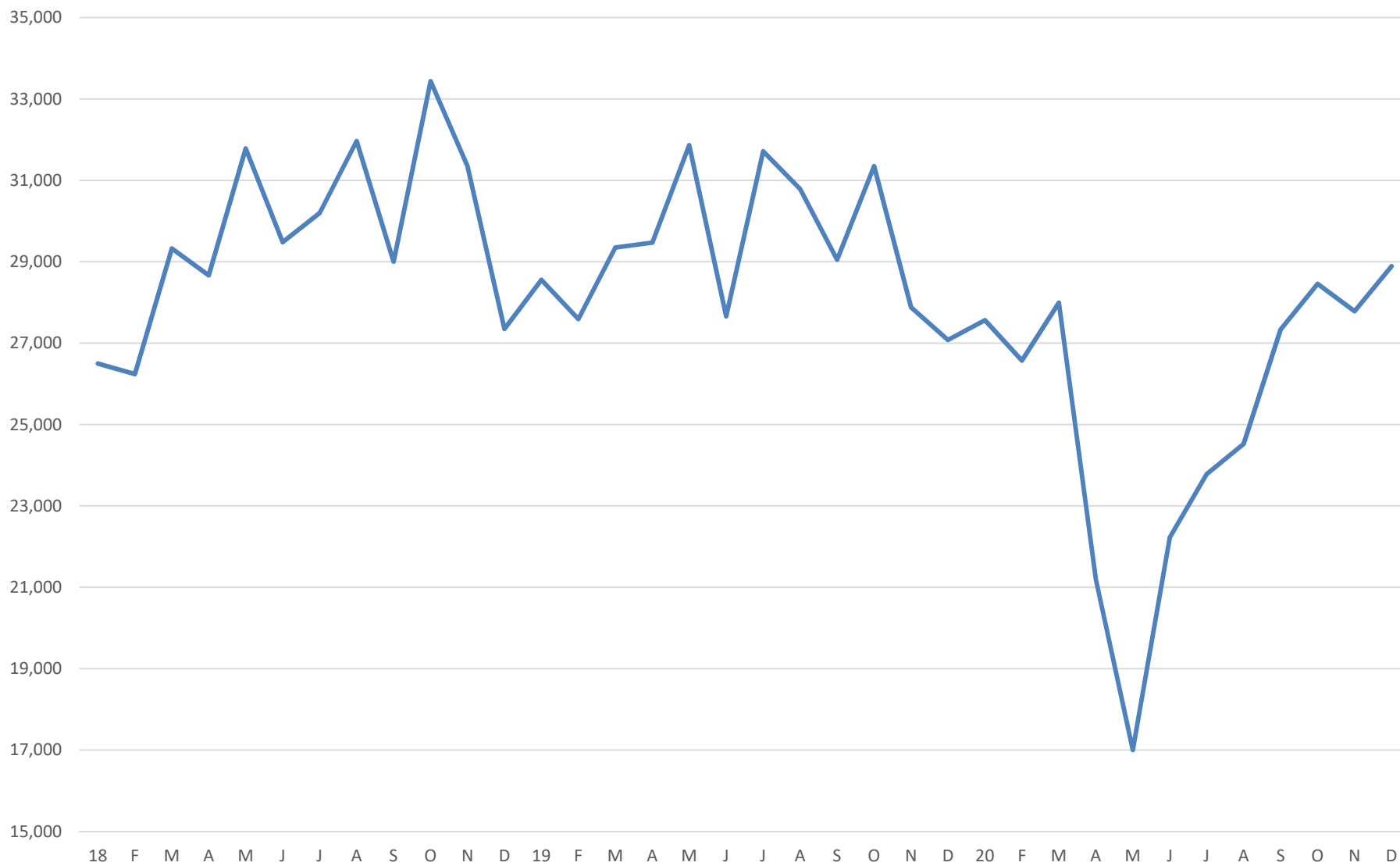
Millions of dollars



Source: Compass Consultores SC / Espiga Exports with data from INEGI

Mexico – Imports – Intermediate goods

Millions of dollars



Source: Compass Consultores SC / Espiga Exports with data from INEGI

U.S. Trade in Goods by Selected Countries and Areas: 2020

In millions of dollars. Details may not equal totals due to rounding.

(X) - Not applicable. (-) Represents zero or less than one-half of measurement shown. (R) - Revised.

Item (1)	Exports	Imports	Trade	Balance
Total Balance of Payments Basis	1,434,768	2,350,564	3,785,332	-915,797
Net Adjustments	3,129	13,986	17,115	-10,856
Total Census Basis	1,431,638	2,336,579	3,768,217	-904,940
North America	468,076	595,776	1,063,852	-127,700
Canada	255,405	270,382	525,787	-14,977
Mexico	212,672	325,394	538,066	-112,723
Europe	331,992	576,908	908,900	-244,916
European Union (2)	232,070	415,498	647,568	-183,428
Austria	3,432	11,620	15,052	-8,188
Belgium	27,621	20,886	48,507	6,735
Czech Republic	2,985	5,537	8,522	-2,552
Finland	1,587	4,935	6,522	-3,348
France	27,380	43,009	70,389	-15,630
Germany	57,795	115,120	172,915	-57,325
Hungary	2,116	5,294	7,410	-3,178
Ireland	9,558	65,473	75,031	-55,915
Italy	19,922	49,465	69,387	-29,543
Netherlands	45,521	27,470	72,991	18,050
Poland	4,965	8,609	13,574	-3,643
Spain	12,870	15,290	28,160	-2,420
Sweden	4,690	12,511	17,201	-7,821
Other	11,629	30,280	41,909	-18,652
Norway	2,790	3,953	6,743	-1,163
Russia	4,884	16,843	21,727	-11,959
Switzerland	18,044	74,783	92,827	-56,738
United Kingdom	59,010	50,206	109,216	8,803
Other Europe	15,194	15,624	30,818	-430
Euro Area	212,649	368,323	580,972	-155,674
Pacific Rim Countries	376,262	824,637	1,200,899	-448,374
Australia	23,489	14,434	37,923	9,055
China	124,649	435,449	560,098	-310,801
Hong Kong	23,986	7,934	31,920	16,053
Indonesia	7,416	20,227	27,643	-12,811
Japan	64,098	119,512	183,610	-55,414
Korea, South	51,218	76,020	127,238	-24,802
Malaysia	12,498	44,164	56,662	-31,666
Philippines	7,764	11,150	18,914	-3,385
Singapore	27,086	30,840	57,926	-3,753
Taiwan	30,496	60,428	90,924	-29,931
Other	3,561	4,479	8,040	-918
South/Central America	130,464	90,678	221,142	39,786
Argentina	5,950	4,158	10,108	1,792
Brazil	35,047	23,311	58,358	11,736
Chile	12,767	10,113	22,880	2,653
Colombia	12,063	10,777	22,840	1,286
Other	64,637	42,319	106,956	22,318
OPEC	34,708	18,987	53,695	15,722
Nigeria	2,788	1,485	4,273	1,304
Saudi Arabia	11,177	8,993	20,170	2,184
Venezuela	1,131	168	1,299	964
Other	19,612	8,342	27,954	11,270
Africa	22,152	23,696	45,848	-1,544
Algeria	726	478	1,204	248
Egypt	4,759	2,179	6,938	2,580
South Africa	4,455	11,370	15,825	-6,915
Other	12,211	9,668	21,879	2,543
Other Countries	73,731	209,059	282,790	-135,328
India	27,395	51,190	78,585	-23,795
Thailand	11,170	37,599	48,769	-26,430
Other	35,167	120,270	155,437	-85,103
Unidentified Countries (3)	(-)	(X)		(-)
Timing Adjustments	-23	(-)		-23

(1) Detailed data are presented on a Census basis. The information needed to convert to a BOP basis is not available.

(2) Statistics for the European Union exclude the United Kingdom beginning with February 2020.

(3) The export totals reflect shipments of certain grains, oilseeds, and satellites that are not included in the country/area totals.

NOTES:



* This exhibit is not additive; countries may be included in more than one area. For a list of countries in each area, see the explanatory notes in this release or at

www.census.gov/ft900 or www.bea.gov/data/intl-trade-investment/international-trade-goods-and-services.

* Area data reflect the composition of the areas as of the most recent statistical period.

* For information on data sources, nonsampling errors, definitions, and details concerning what is included in Net Adjustments, see the explanatory notes in this release or at

www.census.gov/ft900 or www.bea.gov/data/intl-trade-investment/international-trade-goods-and-services.

Mexico: External Trade - 50 Top Products

Thousand of Dollars

Exports					
HS4	Description	2018	2019	2020	Change 20/19
	TOTAL EXPORTS	450,713	460,704	417,670	-9.3
1	8703 Motor cars and other motor vehicles principally designed for the tran	49,406	50,897	40,495	-20.4
2	8471 Automatic data-processing machines and units thereof; magne	29,178	32,312	32,007	-0.9
3	8708 Parts and accessories for tractors, motor vehicles for the transport c	29,728	30,848	26,798	-13.1
4	8704 Motor vehicles for the transport of goods, incl. Chassis with en	24,168	26,623	24,750	-7.0
5	2709 Petroleum oils and oils obtained from bituminous minerals, crude	26,541	22,409	14,613	-34.8
6	8528 Monitors and projectors, not incorporating television reception	12,644	13,030	13,066	0.3
7	8517 Telephone sets, incl. Telephones for cellular networks or for other wi	17,506	13,040	11,920	-8.6
8	8544 Insulated "incl. Enamelled or anodised" wire, cable "incl. Coaxi	12,524	12,497	10,962	-12.3
9	9018 Instruments and appliances used in medical, surgical, dental or vete	7,698	8,309	8,438	1.5
10	8701 Tractors (other than tractors of heading 8709)	9,868	10,194	6,715	-34.1
11	9401 Seats, whether or not convertible into beds, and parts thereof, n.e.s.	6,457	6,234	5,226	-16.2
12	7108 Gold, incl. Gold plated with platinum, unwrought or not further	4,311	4,625	5,055	9.3
13	8418 Refrigerators, freezers and other refrigerating or freezing equipment	5,057	5,019	4,835	-3.7
14	2203 Beer made from malt	4,491	4,858	4,685	-3.5
15	8415 Air conditioning machines comprising a motor-driven fan and elemer	3,850	4,051	4,029	-0.5
16	8409 Parts suitable for use solely or principally with internal combus	4,475	4,285	3,549	-17.2
17	0804 Dates, figs, pineapples, avocados, guavas, mangoes and mangoste	2,973	3,430	3,451	0.6
18	8407 Spark-ignition reciprocating or rotary internal combustion pisto	4,007	4,310	3,426	-20.5
19	8536 Electrical apparatus for switching or protecting electrical circuits, or f	3,672	3,729	3,422	-8.2
20	8504 Electrical transformers, static converters, e.g. rectifiers, and in	2,981	3,239	3,377	4.2
21	2603 Copper ores and concentrates	2,521	2,721	3,312	21.7
22	8501 Electric motors and generators (excl. Generating sets)	3,725	3,796	3,294	-13.2
23	8421 Centrifuges, incl. Centrifugal dryers (excl. Those for isotope separati	2,670	2,874	3,106	8.1
24	0709 Other vegetables, fresh or chilled (excl. Potatoes, tomatoes, all	2,275	2,615	2,913	11.4
25	8512 Electrical lighting or signalling equipment (excl. Lamps of heading 85	2,973	2,982	2,791	-6.4
26	8542 Electronic integrated circuits; parts thereof	2,103	2,197	2,729	24.2
27	0702 Tomatoes, fresh or chilled	2,227	2,164	2,657	22.8
28	2208 Undenatured ethyl alcohol of an alcoholic strength of < 80%; sp	1,723	2,044	2,503	22.4
29	8481 Taps, cocks, valves and similar appliances for pipes, boiler shells, te	2,721	2,795	2,442	-12.6
30	7106 Silver, incl. Silver plated with gold or platinum, unwrought or ir	1,775	1,928	2,289	18.8
31	3923 Articles for the conveyance or packaging of goods, of plastics; stopp	2,073	2,165	2,169	0.1
32	8543 Electrical machines and apparatus, having individual functions	2,211	2,490	2,049	-17.7
33	9405 Lamps and lighting fittings, incl. Searchlights and spotlights, and par	2,363	2,131	1,995	-6.4
34	9032 Regulating or controlling instruments and apparatus (excl. Tap	2,486	2,409	1,989	-17.4
35	8413 Pumps for liquids, whether or not fitted with a measuring device (exc	2,165	2,316	1,989	-14.1
36	3926 Articles of plastics and articles of other materials of heading 39	1,961	1,967	1,966	-0.1
37	8507 Electric accumulators, incl. Separators therefor, whether or not squa	1,499	1,643	1,891	15.1
38	8606 Railway or tramway goods vans and wagons (excl. Self-propell	2,527	3,349	1,753	-47.6
39	2710 Petroleum oils and oils obtained from bituminous minerals (excl. Cru	2,921	2,275	1,733	-23.9
40	2607 Lead ores and concentrates	1,021	805	1,711	112.4
41	8716 Trailers and semi-trailers; other vehicles, not mechanically propelled	1,890	2,154	1,597	-25.9
42	8518 Microphones and stands therefor (excl. Cordless microphones	1,942	1,924	1,538	-20.0
43	8527 Reception apparatus for radio-broadcasting, whether or not combine	1,570	1,937	1,537	-20.7
44	8479 Machines and mechanical appliances having individual function	1,223	1,349	1,499	11.1
45	1905 Bread, pastry, cakes, biscuits and other bakers' wares, whether or n	1,320	1,358	1,499	10.4
46	8408 Compression-ignition internal combustion piston engine "dies	1,891	1,874	1,471	-21.5
47	9403 Furniture and parts thereof, n.e.s. (excl. Seats and medical, surgical	1,260	1,412	1,412	0.0
48	7326 Articles of iron or steel, n.e.s. (excl. Cast articles)	1,264	1,344	1,309	-2.6
49	0810 Fresh strawberries, raspberries, blackberries, back, white or red cur	907	1,169	1,276	9.1
50	4011 New pneumatic tyres, of rubber	1,124	1,257	1,205	-4.2

Fuente: Compass Consultores SC / Espiga Exports con Información del INEGI



Imports					
HS4	Description	2018	2019	2020	Change 20/19
	TOTAL IMPORTS	464,302	455,295	383,194	-15.8
1	8708 Parts and accessories for tractors, motor vehicles for the transport c	27,366	27,221	21,997	-19.2
2	8542 Electronic integrated circuits; parts thereof	19,305	21,398	18,824	-12.0
3	2710 Petroleum oils and oils obtained from bituminous minerals (excl. Cru	33,391	29,959	17,063	-43.0
4	8517 Telephone sets, incl. Telephones for cellular networks or for other wi	14,278	13,643	11,722	-14.1
5	8471 Automatic data-processing machines and units thereof; magnetic or	10,731	10,166	9,749	-4.1
6	8473 Parts and accessories (other than covers, carrying cases and the lik	8,119	9,411	9,343	-0.7
7	2711 Petroleum gas and other gaseous hydrocarbons	10,001	8,445	6,799	-19.5
8	8703 Motor cars and other motor vehicles principally designed for the tran	10,617	10,255	6,416	-37.4
9	8536 Electrical apparatus for switching or protecting electrical circuits, or f	6,450	6,514	5,644	-13.4
10	8544 Insulated "incl. Enamelled or anodised" wire, cable "incl. Coaxial cab	5,366	5,332	4,834	-9.4
11	9013 Liquid crystal devices not constituting articles provided for more spe	3,062	3,850	4,645	20.6
12	8408 Compression-ignition internal combustion piston engine "diesel or se	5,676	5,666	4,242	-25.1
13	3926 Articles of plastics and articles of other materials of heading 3901 to	4,745	4,890	4,238	-13.4
14	8529 Parts suitable for use solely or principally with transmission and rece	3,950	3,717	3,910	5.2
15	8504 Electrical transformers, static converters, e.g. rectifiers, and inducto	3,848	3,997	3,784	-5.3
16	8538 Parts suitable for use solely or principally with the apparatus of head	4,014	4,020	3,434	-14.6
17	9018 Instruments and appliances used in medical, surgical, dental or vete	3,041	3,346	3,323	-0.7
18	8409 Parts suitable for use solely or principally with internal combustion pi	3,955	3,918	3,317	-15.4
19	8414 Air or vacuum pumps (excl. Gas compound elevators and pneumati	3,572	3,440	3,106	-9.7
20	1005 Maize or corn	3,289	3,190	3,090	-3.1
21	8481 Taps, cocks, valves and similar appliances for pipes, boiler shells, te	3,554	3,605	3,062	-15.1
22	8541 Diodes, transistors and similar semiconductor devices; photosensitiv	3,151	3,268	2,958	-9.5
23	3004 Medicaments consisting of mixed or unmixed products for therapeut	2,732	2,780	2,913	4.8
24	8483 Transmission shafts, incl. Camshafts and crankshafts, and cranks; t	3,365	3,350	2,869	-14.3
25	8501 Electric motors and generators (excl. Generating sets)	4,246	4,208	2,858	-32.1
26	8407 Spark-ignition reciprocating or rotary internal combustion piston engi	3,229	3,264	2,769	-15.1
27	8523 Discs, tapes, solid-state non-volatile storage devices, "smart cards"	2,301	1,879	2,723	44.9
28	3923 Articles for the conveyance or packaging of goods, of plastics; stopp	2,823	2,966	2,720	-8.3
29	7326 Articles of iron or steel, n.e.s. (excl. Cast articles)	2,917	2,960	2,652	-10.4
30	4011 New pneumatic tyres, of rubber	3,282	3,192	2,523	-21.0
31	7318 Screws, bolts, nuts, coach screws, screw hooks, rivets, cotters, cott	2,992	3,025	2,489	-17.7
32	8421 Centrifuges, incl. Centrifugal dryers (excl. Those for isotope separati	2,697	2,851	2,373	-16.8
33	8479 Machines and mechanical appliances having individual functions, no	3,197	2,985	2,284	-23.5
34	8534 Printed circuits	2,526	2,527	2,253	-10.9
35	1201 Soya beans, whether or not broken	2,002	2,188	2,226	1.7
36	8411 Turbojets, turbopropellers and other gas turbines	2,747	3,243	2,198	-32.2
37	3920 Plates, sheets, film, foil and strip, of non-cellular plastics, not reinforc	2,200	2,262	2,127	-6.0
38	8413 Pumps for liquids, whether or not fitted with a measuring device (exc	2,428	2,396	2,112	-11.9
39	7606 Plates, sheets and strip, of aluminium, of a thickness of > 0.2 mm (e	2,064	2,295	2,076	-9.5
40	3302 Mixtures of odoriferous substances and mixtures, incl. Alcoholic solu	1,796	1,873	1,971	5.2
41	3907 Polyacetals, other polyethers and epoxide resins, in primary forms; p	2,262	2,131	1,855	-12.9
42	8543 Electrical machines and apparatus, having individual functions, n.e.s	2,075	2,079	1,786	-14.1
43	8480 Moulding boxes for metal foundry; mould bases; moulding patterns;	1,975	1,771	1,693	-4.4
44	8528 Monitors and projectors, not incorporating television reception appar	2,595	2,810	1,676	-40.3
45	3901 Polymers of ethylene, in primary forms	2,179	1,796	1,658	-7.7
46	9401 Seats, whether or not convertible into beds, and parts thereof, n.e.s.	2,131	2,047	1,623	-20.7
47	3815 Reaction initiators, reaction accelerators and catalytic preparations,	1,274	1,620	1,589	-1.9
48	7601 Unwrought aluminium	2,341	2,038	1,555	-23.7
49	3921 Plates, sheets, film, foil and strip, of plastics, reinforced, laminated, s	1,830	1,805	1,546	-14.4
50	8704 Motor vehicles for the transport of goods, incl. Chassis with engine a	2,225	2,222	1,501	-32.4

Fuente: Compass Consultores SC / Espiga Exports con Información del INEGI



Mexico: Exports - Top 50 Products

Thousand of Dollars

Exports					
HS4	Description	2018	2019	2020	Change 20/19
	TOTAL EXPORTS	450,713	460,704	417,670	-9.3
1	8703 Motor cars and other motor vehicles principally designed for the transport of persons	49,406	50,897	40,495	-20.4
2	8471 Automatic data-processing machines and units thereof; magnetic or optical recording apparatus	29,178	32,312	32,007	-0.9
3	8708 Parts and accessories for tractors, motor vehicles for the transport of ten or more persons	29,728	30,848	26,798	-13.1
4	8704 Motor vehicles for the transport of goods, incl. Chassis with engine and cab	24,168	26,623	24,750	-7.0
5	2709 Petroleum oils and oils obtained from bituminous minerals, crude	26,541	22,409	14,613	-34.8
6	8528 Monitors and projectors, not incorporating television reception apparatus; recording apparatus	12,644	13,030	13,066	0.3
7	8517 Telephone sets, incl. Telephones for cellular networks or for other wireless networks	17,506	13,040	11,920	-8.6
8	8544 Insulated "incl. Enamelled or anodised" wire, cable "incl. Coaxial cable" and optical fibre	12,524	12,497	10,962	-12.3
9	9018 Instruments and appliances used in medical, surgical, dental or veterinary sciences, incl. X-ray apparatus	7,698	8,309	8,438	1.5
10	8701 Tractors (other than tractors of heading 8709)	9,868	10,194	6,715	-34.1
11	9401 Seats, whether or not convertible into beds, and parts thereof, n.e.s. (excl. Medical, surgical, dental or veterinary)	6,457	6,234	5,226	-16.2
12	7108 Gold, incl. Gold plated with platinum, unwrought or not further worked than when mined or obtained in its natural state	4,311	4,625	5,055	9.3
13	8418 Refrigerators, freezers and other refrigerating or freezing equipment, electric or other	5,057	5,019	4,835	-3.7
14	2203 Beer made from malt	4,491	4,858	4,685	-3.5
15	8415 Air conditioning machines comprising a motor-driven fan and elements for changing the direction of the air	3,850	4,051	4,029	-0.5
16	8409 Parts suitable for use solely or principally with internal combustion piston engines	4,475	4,285	3,549	-17.2
17	0804 Dates, figs, pineapples, avocados, guavas, mangoes and mangosteens, fresh or dried	2,973	3,430	3,451	0.6
18	8407 Spark-ignition reciprocating or rotary internal combustion piston engine	4,007	4,310	3,426	-20.5
19	8536 Electrical apparatus for switching or protecting electrical circuits, or for making connections	3,672	3,729	3,422	-8.2
20	8504 Electrical transformers, static converters, e.g. rectifiers, and inductors; parts thereof	2,981	3,239	3,377	4.2
21	2603 Copper ores and concentrates	2,521	2,721	3,312	21.7
22	8501 Electric motors and generators (excl. Generating sets)	3,725	3,796	3,294	-13.2
23	8421 Centrifuges, incl. Centrifugal dryers (excl. Those for isotope separation); filtering or separating machines	2,670	2,874	3,106	8.1
24	0709 Other vegetables, fresh or chilled (excl. Potatoes, tomatoes, alliaceae vegetables)	2,275	2,615	2,913	11.4
25	8512 Electrical lighting or signalling equipment (excl. Lamps of heading 8539), windscreen wipers, horns and sirens	2,973	2,982	2,791	-6.4
26	8542 Electronic integrated circuits; parts thereof	2,103	2,197	2,729	24.2
27	0702 Tomatoes, fresh or chilled	2,227	2,164	2,657	22.8
28	2208 Undenatured ethyl alcohol of an alcoholic strength of < 80%; spirits, liqueurs and other fermented beverages	1,723	2,044	2,503	22.4
29	8481 Taps, cocks, valves and similar appliances for pipes, boiler shells, tanks, vats or the like	2,721	2,795	2,442	-12.6
30	7106 Silver, incl. Silver plated with gold or platinum, unwrought or in semi-manufactured form	1,775	1,928	2,289	18.8
31	3923 Articles for the conveyance or packaging of goods, of plastics; stoppers, lids, caps and other closures	2,073	2,165	2,169	0.1
32	8543 Electrical machines and apparatus, having individual functions, n.e.s. in chapter 85	2,211	2,490	2,049	-17.7
33	9405 Lamps and lighting fittings, incl. Searchlights and spotlights, and parts thereof, n.e.s.	2,363	2,131	1,995	-6.4
34	9032 Regulating or controlling instruments and apparatus (excl. Taps, cocks and valves)	2,486	2,409	1,989	-17.4
35	8413 Pumps for liquids, whether or not fitted with a measuring device (excl. Ceramic pumps)	2,165	2,316	1,989	-14.1
36	3926 Articles of plastics and articles of other materials of heading 3901 to 3914, n.e.s.	1,961	1,967	1,966	-0.1
37	8507 Electric accumulators, incl. Separators therefor, whether or not square or rectangular	1,499	1,643	1,891	15.1
38	8606 Railway or tramway goods vans and wagons (excl. Self-propelled and luggage vans)	2,527	3,349	1,753	-47.6
39	2710 Petroleum oils and oils obtained from bituminous minerals (excl. Crude); preparations	2,921	2,275	1,733	-23.9
40	2607 Lead ores and concentrates	1,021	805	1,711	112.4
41	8716 Trailers and semi-trailers; other vehicles, not mechanically propelled (excl. Railway motor vehicles)	1,890	2,154	1,597	-25.9
42	8518 Microphones and stands therefor (excl. Cordless microphones with built-in transmitter)	1,942	1,924	1,538	-20.0
43	8527 Reception apparatus for radio-broadcasting, whether or not combined, in the same housing	1,570	1,937	1,537	-20.7
44	8479 Machines and mechanical appliances having individual functions, not specified elsewhere	1,223	1,349	1,499	11.1
45	1905 Bread, pastry, cakes, biscuits and other bakers' wares, whether or not containing cocoa	1,320	1,358	1,499	10.4
46	8408 Compression-ignition internal combustion piston engine "diesel or semi-diesel"	1,891	1,874	1,471	-21.5
47	9403 Furniture and parts thereof, n.e.s. (excl. Seats and medical, surgical, dental or veterinary)	1,260	1,412	1,412	0.0
48	7326 Articles of iron or steel, n.e.s. (excl. Cast articles)	1,264	1,344	1,309	-2.6
49	0810 Fresh strawberries, raspberries, blackberries, black, white or red currants, gooseberries	907	1,169	1,276	9.1
50	4011 New pneumatic tyres, of rubber	1,124	1,257	1,205	-4.2

Source: Compass Consultores SC / Espiga Exports with data from INEGI



Mexico: Imports - Top 50 Products

Thousand of Dollars

Imports					
HS4	Description	2018	2019	2020	Change 20/19
	TOTAL IMPORTS	464,302	455,295	383,194	-15.8
1 8708	Parts and accessories for tractors, motor vehicles for the transport of ten or more pe	27,366	27,221	21,997	-19.2
2 8542	Electronic integrated circuits; parts thereof	19,305	21,398	18,824	-12.0
3 2710	Petroleum oils and oils obtained from bituminous minerals (excl. Crude); preparatio	33,391	29,959	17,063	-43.0
4 8517	Telephone sets, incl. Telephones for cellular networks or for other wireless network	14,278	13,643	11,722	-14.1
5 8471	Automatic data-processing machines and units thereof; magnetic or optical readers	10,731	10,166	9,749	-4.1
6 8473	Parts and accessories (other than covers, carrying cases and the like) suitable for u	8,119	9,411	9,343	-0.7
7 2711	Petroleum gas and other gaseous hydrocarbons	10,001	8,445	6,799	-19.5
8 8703	Motor cars and other motor vehicles principally designed for the transport of person	10,617	10,255	6,416	-37.4
9 8536	Electrical apparatus for switching or protecting electrical circuits, or for making conn	6,450	6,514	5,644	-13.4
10 8544	Insulated "incl. Enamelled or anodised" wire, cable "incl. Coaxial cable" and other in	5,366	5,332	4,834	-9.4
11 9013	Liquid crystal devices not constituting articles provided for more specifically in other	3,062	3,850	4,645	20.6
12 8408	Compression-ignition internal combustion piston engine "diesel or semi-diesel engin	5,676	5,666	4,242	-25.1
13 3926	Articles of plastics and articles of other materials of heading 3901 to 3914, n.e.s.	4,745	4,890	4,238	-13.4
14 8529	Parts suitable for use solely or principally with transmission and reception apparatus	3,950	3,717	3,910	5.2
15 8504	Electrical transformers, static converters, e.g. rectifiers, and inductors; parts thereof	3,848	3,997	3,784	-5.3
16 8538	Parts suitable for use solely or principally with the apparatus of heading 8535, 8536	4,014	4,020	3,434	-14.6
17 9018	Instruments and appliances used in medical, surgical, dental or veterinary sciences,	3,041	3,346	3,323	-0.7
18 8409	Parts suitable for use solely or principally with internal combustion piston engine of I	3,955	3,918	3,317	-15.4
19 8414	Air or vacuum pumps (excl. Gas compound elevators and pneumatic elevators and	3,572	3,440	3,106	-9.7
20 1005	Maize or corn	3,289	3,190	3,090	-3.1
21 8481	Taps, cocks, valves and similar appliances for pipes, boiler shells, tanks, vats or the	3,554	3,605	3,062	-15.1
22 8541	Diodes, transistors and similar semiconductor devices; photosensitive semiconduct	3,151	3,268	2,958	-9.5
23 3004	Medicaments consisting of mixed or unmixed products for therapeutic or prophylacti	2,732	2,780	2,913	4.8
24 8483	Transmission shafts, incl. Camshafts and crankshafts, and cranks; bearing housin	3,365	3,350	2,869	-14.3
25 8501	Electric motors and generators (excl. Generating sets)	4,246	4,208	2,858	-32.1
26 8407	Spark-ignition reciprocating or rotary internal combustion piston engine	3,229	3,264	2,769	-15.1
27 8523	Discs, tapes, solid-state non-volatile storage devices, "smart cards" and other media	2,301	1,879	2,723	44.9
28 3923	Articles for the conveyance or packaging of goods, of plastics; stoppers, lids, caps a	2,823	2,966	2,720	-8.3
29 7326	Articles of iron or steel, n.e.s. (excl. Cast articles)	2,917	2,960	2,652	-10.4
30 4011	New pneumatic tyres, of rubber	3,282	3,192	2,523	-21.0
31 7318	Screws, bolts, nuts, coach screws, screw hooks, rivets, cotters, cotter pins, washers	2,992	3,025	2,489	-17.7
32 8421	Centrifuges, incl. Centrifugal dryers (excl. Those for isotope separation); filtering or p	2,697	2,851	2,373	-16.8
33 8479	Machines and mechanical appliances having individual functions, not specified or in	3,197	2,985	2,284	-23.5
34 8534	Printed circuits	2,526	2,527	2,253	-10.9
35 1201	Soya beans, whether or not broken	2,002	2,188	2,226	1.7
36 8411	Turbojets, turbopropellers and other gas turbines	2,747	3,243	2,198	-32.2
37 3920	Plates, sheets, film, foil and strip, of non-cellular plastics, not reinforced, laminated,	2,200	2,262	2,127	-6.0
38 8413	Pumps for liquids, whether or not fitted with a measuring device (excl. Ceramic pum	2,428	2,396	2,112	-11.9
39 7606	Plates, sheets and strip, of aluminium, of a thickness of > 0,2 mm (excl. Expanded p	2,064	2,295	2,076	-9.5
40 3302	Mixtures of odoriferous substances and mixtures, incl. Alcoholic solutions, based on	1,796	1,873	1,971	5.2
41 3907	Polyacetals, other polyethers and epoxide resins, in primary forms; polycarbonates,	2,262	2,131	1,855	-12.9
42 8543	Electrical machines and apparatus, having individual functions, n.e.s. in chapter 85	2,075	2,079	1,786	-14.1
43 8480	Moulding boxes for metal foundry; mould bases; moulding patterns; moulds for met	1,975	1,771	1,693	-4.4
44 8528	Monitors and projectors, not incorporating television reception apparatus; reception	2,595	2,810	1,676	-40.3
45 3901	Polymers of ethylene, in primary forms	2,179	1,796	1,658	-7.7
46 9401	Seats, whether or not convertible into beds, and parts thereof, n.e.s. (excl. Medical,	2,131	2,047	1,623	-20.7
47 3815	Reaction initiators, reaction accelerators and catalytic preparations, n.e.s. (excl. Rut	1,274	1,620	1,589	-1.9
48 7601	Unwrought aluminium	2,341	2,038	1,555	-23.7
49 3921	Plates, sheets, film, foil and strip, of plastics, reinforced, laminated, supported or sin	1,830	1,805	1,546	-14.4
50 8704	Motor vehicles for the transport of goods, incl. Chassis with engine and cab	2,225	2,222	1,501	-32.4

Source: Compass Consultores SC / Espiga Exports with data from INEGI

Mexico: Exports - Top 50 Agri-Food Products

Thousand of Dollars

Exports					
HS4	Description	2018	2019	2020	Change 20/19
	TOTAL EXPORTS	450,713	460,704	417,670	-9.3
1	2203 Beer made from malt	4,491	4,858	4,685	-3.5
2	0804 Dates, figs, pineapples, avocados, guavas, mangoes and mangosteens, fresh	2,973	3,430	3,451	0.6
3	0709 Other vegetables, fresh or chilled (excl. Potatoes, tomatoes, alliaceous vegetables,	2,275	2,615	2,913	11.4
4	0702 Tomatoes, fresh or chilled	2,227	2,164	2,657	22.8
5	2208 Undenatured ethyl alcohol of an alcoholic strength of < 80%; spirits, liqueurs and ot	1,723	2,044	2,503	22.4
6	1905 Bread, pastry, cakes, biscuits and other bakers' wares, whether or not contain	1,320	1,358	1,499	10.4
7	0810 Fresh strawberries, raspberries, blackberries, back, white or red currants, gooseber	907	1,169	1,276	9.1
8	0203 Meat of swine, fresh, chilled or frozen	536	706	916	29.8
9	0102 Bovine animals, live	756	824	881	6.8
10	1704 Sugar confectionery not containing cocoa, incl. White chocolate	732	814	744	-8.6
11	1701 Cane or beet sugar and chemically pure sucrose, in solid form	713	776	713	-8.2
12	0802 Other nuts, fresh or dried, whether or not shelled or peeled (excl. Coconuts, b	769	869	658	-24.2
13	0707 Cucumbers and gherkins, fresh or chilled	517	557	644	15.6
14	1806 Chocolate and other food preparations containing cocoa	612	699	641	-8.4
15	2202 Waters, incl. Mineral waters and aerated waters, containing added sugar or other sv	449	514	593	15.3
16	2008 Fruits, nuts and other edible parts of plants, prepared or preserved, whether o	566	589	564	-4.1
17	0805 Citrus fruit, fresh or dried	596	604	561	-7.1
18	0710 Vegetables, uncooked or cooked by steaming or boiling in water, frozen	459	498	554	11.2
19	0704 Cabbages, cauliflowers, kohlrabi, kale and similar edible brassicas, fresh or chilled	411	486	524	7.9
20	0807 Melons, incl. Watermelons, and papaws "papayas", fresh	461	526	496	-5.7
21	0306 Crustaceans, whether in shell or not, live, fresh, chilled, frozen, dried, salted or in br	503	544	467	-14.2
22	0703 Onions, shallots, garlic, leeks and other alliaceous vegetables, fresh or chillec	393	387	461	19.3
23	0901 Coffee, whether or not roasted or decaffeinated; coffee husks and skins; coffee sub	402	349	454	30.1
24	2103 Sauce and preparations therefor; mixed condiments and mixed seasonings; m	413	399	430	7.8
25	1901 Malt extract; food preparations of flour, groats, meal, starch or malt extract, not cont	379	460	416	-9.5
26	2009 Fruit juices, incl. Grape must, and vegetable juices, unfermented, not containi	607	563	411	-27.0
27	2106 Food preparations, n.e.s.	317	354	368	3.9
28	1904 Prepared foods obtained by the swelling or roasting of cereals or cereal produ	264	293	340	16.1
29	0811 Fruit and nuts, uncooked or cooked by steaming or boiling in water, frozen, whether	247	265	314	18.5
30	0806 Grapes, fresh or dried	200	294	282	-4.2
31	0803 Bananas, incl. Plantains, fresh or dried	271	292	274	-6.3
32	1005 Maize or corn	284	254	271	6.6
33	0202 Meat of bovine animals, frozen	183	200	226	13.1
34	0713 Dried leguminous vegetables, shelled, whether or not skinned or split	272	213	220	3.4
35	3302 Mixtures of odoriferous substances and mixtures, incl. Alcoholic solutions, based on	196	223	209	-6.3
36	5201 Cotton, neither carded nor combed	105	212	207	-2.3
37	2001 Vegetables, fruit, nuts and other edible parts of plants, prepared or preserved by vin	180	185	193	4.2
38	2005 Other vegetables prepared or preserved otherwise than by vinegar or acetic ac	150	162	192	18.6
39	2101 Extracts, essences and concentrates, of coffee, tea or maté% and preparations with	170	175	171	-2.5
40	2402 Cigars, cheroots, cigarillos and cigarettes of tobacco or of tobacco substitute:	191	203	170	-16.6
41	1702 Other sugars, incl. Chemically pure lactose, maltose, glucose and fructose, in solid i	161	157	166	5.9
42	0302 Fish, fresh or chilled (excl. Fish fillets and other fish meat of heading 0304)	226	218	166	-24.0
43	1001 Wheat and meslin	222	201	163	-18.9
44	2102 Yeasts, active or inactive; other dead single-cell micro-organisms, prepared b	128	136	154	12.8
45	0708 Leguminous vegetables, shelled or unshelled, fresh or chilled	108	115	132	14.7
46	0402 Milk and cream, concentrated or containing added sugar or other sweetening	220	93	124	33.8
47	3301 Essential oils, whether or not terpenes, incl. Concretes and absolutes; resinoids;	146	113	109	-4.3
48	0303 Frozen fish (excl. Fish fillets and other fish meat of heading 0304)	103	107	91	-15.5
49	1604 Prepared or preserved fish; caviar and caviar substitutes prepared from fish eggs	77	57	86	51.0
50	1211 Plants and parts of plants, incl. Seeds and fruits, of a kind used primarily in perfume	80	73	83	13.3

Fuente: Compass Consultores SC / Espiga Exports con Información del INEGI



Mexico: Imports - Top 50 Agri-Food Products

Thousand of Dollars

Imports					
HS4	Description	2018	2019	2020	Change 20/19
	TOTAL IMPORTS	464,302	455,295	383,194	-15.8
1	1005 Maize or corn	3,289	3,190	3,090	-3.1
2	1201 Soya beans, whether or not broken	2,002	2,188	2,226	1.7
3	3302 Mixtures of odoriferous substances and mixtures, incl. Alcoholic solutions, based on	1,796	1,873	1,971	5.2
4	0203 Meat of swine, fresh, chilled or frozen	1,379	1,547	1,359	-12.2
5	1001 Wheat and meslin	1,169	1,137	1,100	-3.3
6	0207 Meat and edible offal of fowls of the species gallus domesticus, ducks, geese, turke	1,062	1,216	997	-18.0
7	0402 Milk and cream, concentrated or containing added sugar or other sweetening matte	728	886	796	-10.2
8	2304 Oilcake and other solid residues, whether or not ground or in the form of pellets, res	669	641	690	7.5
9	2106 Food preparations, n.e.s.	718	707	673	-4.7
10	0201 Meat of bovine animals, fresh or chilled	802	811	670	-17.3
11	1702 Other sugars, incl. Chemically pure lactose, maltose, glucose and fructose, in solid	663	661	602	-9.0
12	1205 Rape or colza seeds, whether or not broken	649	496	592	19.3
13	0406 Cheese and curd	515	544	534	-1.8
14	1209 Seeds, fruits and spores, for sowing (excl. Leguminous vegetables and sweetcorn, c	470	466	459	-1.5
15	1006 Rice	387	348	448	28.7
16	2309 Preparations of a kind used in animal feeding	381	417	414	-0.6
17	2303 Residues of starch manufacture and similar residues, beet-pulp, bagasse and other	443	455	401	-11.9
18	1511 Palm oil and its fractions, whether or not refined (excl. Chemically modified)	317	308	360	16.8
19	0206 Edible offal of bovine animals, swine, sheep, goats, horses, asses, mules or hinnies	403	405	353	-12.9
20	0304 Fish fillets and other fish meat, whether or not minced, fresh, chilled or frozen	422	417	333	-20.1
21	0808 Apples, pears and quinces, fresh	383	388	332	-14.3
22	2008 Fruits, nuts and other edible parts of plants, prepared or preserved, whether or not c	301	306	326	6.7
23	1905 Bread, pastry, cakes, biscuits and other bakers' wares, whether or not containing co	321	348	324	-6.9
24	0802 Other nuts, fresh or dried, whether or not shelled or peeled (excl. Coconuts, brazil n	332	300	309	3.0
25	2103 Sauce and preparations therefor; mixed condiments and mixed seasonings; mustar	286	310	289	-6.8
26	1901 Malt extract; food preparations of flour, groats, meal, starch or malt extract, not cont	251	260	274	5.6
27	1107 Malt, whether or not roasted	337	339	271	-20.2
28	2104 Soups and broths and preparations therefor; food preparations consisting of finely h	227	251	256	1.9
29	2208 Undenatured ethyl alcohol of an alcoholic strength of < 80%; spirits, liqueurs and oth	357	370	237	-36.0
30	2204 Wine of fresh grapes, incl. Fortified wines; grape must, partly fermented and of an a	272	272	222	-18.3
31	1806 Chocolate and other food preparations containing cocoa	289	289	220	-23.8
32	0806 Grapes, fresh or dried	182	196	213	8.6
33	5201 Cotton, neither carded nor combed	387	310	208	-33.0
34	2207 Undenatured ethyl alcohol of an alcoholic strength of >= 80%; ethyl alcohol and othe	85	88	206	135.1
35	0504 Guts, bladders and stomachs of animals (other than fish), whole and pieces thereof	230	274	202	-26.3
36	2004 Vegetables prepared or preserved otherwise than by vinegar or acetic acid, frozen (210	235	198	-15.6
37	0407 Birds' eggs, in shell, fresh, preserved or cooked	173	188	195	3.8
38	0713 Dried leguminous vegetables, shelled, whether or not skinned or split	238	145	194	34.0
39	1502 Fats of bovine animals, sheep or goats, raw or rendered, whether or not pressed or	181	190	187	-1.6
40	0405 Butter, incl. Dehydrated butter and ghee, and other fats and oils derived from milk; c	175	275	176	-36.1
41	1601 Sausages and similar products, of meat, offal or blood; food preparations based on	160	178	170	-4.6
42	3501 Casein, caseinates and other casein derivatives; casein glues (excl. Those package	127	144	162	12.0
43	1514 Rape, colza or mustard oil and fractions thereof, whether or not refined, but not che	80	102	152	49.9
44	1202 Groundnuts, whether or not shelled or broken (excl. Roasted or otherwise cooked)	176	166	146	-12.0
45	2202 Waters, incl. Mineral waters and aerated waters, containing added sugar or other sv	150	162	144	-11.4
46	2101 Extracts, essences and concentrates, of coffee, tea or maté% and preparations with	116	118	144	22.3
47	1302 Vegetable saps and extracts; pectic substances, pectinates and pectates; agar-agar	147	155	144	-7.1
48	3301 Essential oils, whether or not terpeneless, incl. Concretes and absolutes; resinoids;	113	116	130	12.3
49	1602 Prepared or preserved meat, offal or blood (excl. Sausages and similar products, ar	143	153	123	-19.7
50	0703 Onions, shallots, garlic, leeks and other alliaceous vegetables, fresh or chilled	70	96	112	17.4

Fuente: Compass Consultores SC / Espiga Exports con Información del INEGI

Mexico: Exports - Top 50 Industrial Products

Thousand of Dollars

Exports					
HS4	Description	2018	2019	2020	Change 20/19
	TOTAL EXPORTS	450,713	460,704	417,670	-9.3
1 8703	Motor cars and other motor vehicles principally designed for the transport of persons	49,406	50,897	40,495	-20.4
2 8471	Automatic data-processing machines and units thereof; magnetic or optical re	29,178	32,312	32,007	-0.9
3 8708	Parts and accessories for tractors, motor vehicles for the transport of ten or more pe	29,728	30,848	26,798	-13.1
4 8704	Motor vehicles for the transport of goods, incl. Chassis with engine and cab	24,168	26,623	24,750	-7.0
5 2709	Petroleum oils and oils obtained from bituminous minerals, crude	26,541	22,409	14,613	-34.8
6 8528	Monitors and projectors, not incorporating television reception apparatus; rec	12,644	13,030	13,066	0.3
7 8517	Telephone sets, incl. Telephones for cellular networks or for other wireless network	17,506	13,040	11,920	-8.6
8 8544	Insulated "incl. Enamelled or anodised" wire, cable "incl. Coaxial cable" and c	12,524	12,497	10,962	-12.3
9 9018	Instruments and appliances used in medical, surgical, dental or veterinary sciences,	7,698	8,309	8,438	1.5
10 8701	Tractors (other than tractors of heading 8709)	9,868	10,194	6,715	-34.1
11 9401	Seats, whether or not convertible into beds, and parts thereof, n.e.s. (excl. Medical,	6,457	6,234	5,226	-16.2
12 7108	Gold, incl. Gold plated with platinum, unwrought or not further worked than se	4,311	4,625	5,055	9.3
13 8418	Refrigerators, freezers and other refrigerating or freezing equipment, electric or othe	5,057	5,019	4,835	-3.7
14 8415	Air conditioning machines comprising a motor-driven fan and elements for ch	3,850	4,051	4,029	-0.5
15 8409	Parts suitable for use solely or principally with internal combustion piston engine of I	4,475	4,285	3,549	-17.2
16 8407	Spark-ignition reciprocating or rotary internal combustion piston engine	4,007	4,310	3,426	-20.5
17 8536	Electrical apparatus for switching or protecting electrical circuits, or for making conn	3,672	3,729	3,422	-8.2
18 8504	Electrical transformers, static converters, e.g. rectifiers, and inductors; parts t	2,981	3,239	3,377	4.2
19 2603	Copper ores and concentrates	2,521	2,721	3,312	21.7
20 8501	Electric motors and generators (excl. Generating sets)	3,725	3,796	3,294	-13.2
21 8421	Centrifuges, incl. Centrifugal dryers (excl. Those for isotope separation); filtering or p	2,670	2,874	3,106	8.1
22 8512	Electrical lighting or signalling equipment (excl. Lamps of heading 8539), winc	2,973	2,982	2,791	-6.4
23 8542	Electronic integrated circuits; parts thereof	2,103	2,197	2,729	24.2
24 8481	Taps, cocks, valves and similar appliances for pipes, boiler shells, tanks, vats	2,721	2,795	2,442	-12.6
25 7106	Silver, incl. Silver plated with gold or platinum, unwrought or in semi-manufactured f	1,775	1,928	2,289	18.8
26 3923	Articles for the conveyance or packaging of goods, of plastics; stoppers, lids,	2,073	2,165	2,169	0.1
27 8543	Electrical machines and apparatus, having individual functions, n.e.s. in chapter 85	2,211	2,490	2,049	-17.7
28 9405	Lamps and lighting fittings, incl. Searchlights and spotlights, and parts thereo	2,363	2,131	1,995	-6.4
29 9032	Regulating or controlling instruments and apparatus (excl. Taps, cocks and valves c	2,486	2,409	1,989	-17.4
30 8413	Pumps for liquids, whether or not fitted with a measuring device (excl. Cerami	2,165	2,316	1,989	-14.1
31 3926	Articles of plastics and articles of other materials of heading 3901 to 3914, n.e.s.	1,961	1,967	1,966	-0.1
32 8507	Electric accumulators, incl. Separators therefor, whether or not square or rect	1,499	1,643	1,891	15.1
33 8606	Railway or tramway goods vans and wagons (excl. Self-propelled and luggage vans	2,527	3,349	1,753	-47.6
34 2710	Petroleum oils and oils obtained from bituminous minerals (excl. Crude); prep	2,921	2,275	1,733	-23.9
35 2607	Lead ores and concentrates	1,021	805	1,711	112.4
36 8716	Trailers and semi-trailers; other vehicles, not mechanically propelled (excl. Ra	1,890	2,154	1,597	-25.9
37 8518	Microphones and stands therefor (excl. Cordless microphones with built-in transmitt	1,942	1,924	1,538	-20.0
38 8527	Reception apparatus for radio-broadcasting, whether or not combined, in the s	1,570	1,937	1,537	-20.7
39 8479	Machines and mechanical appliances having individual functions, not specified or in	1,223	1,349	1,499	11.1
40 8408	Compression-ignition internal combustion piston engine "diesel or semi-diese	1,891	1,874	1,471	-21.5
41 9403	Furniture and parts thereof, n.e.s. (excl. Seats and medical, surgical, dental or veter	1,260	1,412	1,412	0.0
42 7326	Articles of iron or steel, n.e.s. (excl. Cast articles)	1,264	1,344	1,309	-2.6
43 4011	New pneumatic tyres, of rubber	1,124	1,257	1,205	-4.2
44 8473	Parts and accessories (other than covers, carrying cases and the like) suitable	1,109	1,198	1,202	0.3
45 8419	Machinery, plant or laboratory equipment whether or not electrically heated (excl. Fu	1,051	1,286	1,198	-6.8
46 8431	Parts suitable for use solely or principally with the machinery of heading 8425	1,477	1,511	1,177	-22.1
47 9021	Orthopaedic appliances, incl. Crutches, surgical belts and trusses; splints and other	1,383	1,367	1,091	-20.2
48 8301	Padlocks and locks "key, combination or electrically operated", of base metal;	1,201	1,151	1,084	-5.8
49 9028	Gas, liquid or electricity supply or production meters, incl. Calibrating meters therefo	996	1,202	1,076	-10.5
50 7308	Structures and parts of structures "e.g., bridges and bridge-sections, lock-gates, tow	892	1,219	1,054	-13.5

Fuente: Compass Consultores SC / Espiga Exports con Información del INEGI

Mexico: Imports - Top 50 Industrial Products

Thousand of Dollars

Imports					
HS4	Description	2018	2019	2020	Change 20/19
	TOTAL IMPORTS	464,302	455,295	383,194	-15.8
1	8708 Parts and accessories for tractors, motor vehicles for the transport of ten or more pe	27,366	27,221	21,997	-19.2
2	8542 Electronic integrated circuits; parts thereof	19,305	21,398	18,824	-12.0
3	2710 Petroleum oils and oils obtained from bituminous minerals (excl. Crude); preparati	33,391	29,959	17,063	-43.0
4	8517 Telephone sets, incl. Telephones for cellular networks or for other wireless network	14,278	13,643	11,722	-14.1
5	8471 Automatic data-processing machines and units thereof; magnetic or optical readers,	10,731	10,166	9,749	-4.1
6	8473 Parts and accessories (other than covers, carrying cases and the like) suitable for u	8,119	9,411	9,343	-0.7
7	2711 Petroleum gas and other gaseous hydrocarbons	10,001	8,445	6,799	-19.5
8	8703 Motor cars and other motor vehicles principally designed for the transport of person	10,617	10,255	6,416	-37.4
9	8536 Electrical apparatus for switching or protecting electrical circuits, or for making conn	6,450	6,514	5,644	-13.4
10	8544 Insulated "incl. Enamelled or anodised" wire, cable "incl. Coaxial cable" and other in	5,366	5,332	4,834	-9.4
11	9013 Liquid crystal devices not constituting articles provided for more specifically in othe	3,062	3,850	4,645	20.6
12	8408 Compression-ignition internal combustion piston engine "diesel or semi-diesel engin	5,676	5,666	4,242	-25.1
13	3926 Articles of plastics and articles of other materials of heading 3901 to 3914, n.e.s.	4,745	4,890	4,238	-13.4
14	8529 Parts suitable for use solely or principally with transmission and reception apparatus	3,950	3,717	3,910	5.2
15	8504 Electrical transformers, static converters, e.g. rectifiers, and inductors; parts thereof	3,848	3,997	3,784	-5.3
16	8538 Parts suitable for use solely or principally with the apparatus of heading 8535, 8536	4,014	4,020	3,434	-14.6
17	9018 Instruments and appliances used in medical, surgical, dental or veterinary sciences,	3,041	3,346	3,323	-0.7
18	8409 Parts suitable for use solely or principally with internal combustion piston engine of f	3,955	3,918	3,317	-15.4
19	8414 Air or vacuum pumps (excl. Gas compound elevators and pneumatic elevators and	3,572	3,440	3,106	-9.7
20	8481 Taps, cocks, valves and similar appliances for pipes, boiler shells, tanks, vats or the	3,554	3,605	3,062	-15.1
21	8541 Diodes, transistors and similar semiconductor devices; photosensitive semiconduct	3,151	3,268	2,958	-9.5
22	3004 Medicaments consisting of mixed or unmixed products for therapeutic or prophylacti	2,732	2,780	2,913	4.8
23	8483 Transmission shafts, incl. Camshafts and crankshafts, and cranks; bearing housing	3,365	3,350	2,869	-14.3
24	8501 Electric motors and generators (excl. Generating sets)	4,246	4,208	2,858	-32.1
25	8407 Spark-ignition reciprocating or rotary internal combustion piston engine	3,229	3,264	2,769	-15.1
26	8523 Discs, tapes, solid-state non-volatile storage devices, "smart cards" and other media	2,301	1,879	2,723	44.9
27	3923 Articles for the conveyance or packaging of goods, of plastics; stoppers, lids, caps a	2,823	2,966	2,720	-8.3
28	7326 Articles of iron or steel, n.e.s. (excl. Cast articles)	2,917	2,960	2,652	-10.4
29	4011 New pneumatic tyres, of rubber	3,282	3,192	2,523	-21.0
30	7318 Screws, bolts, nuts, coach screws, screw hooks, rivets, cotters, cotter pins, washers	2,992	3,025	2,489	-17.7
31	8421 Centrifuges, incl. Centrifugal dryers (excl. Those for isotope separation); filtering or f	2,697	2,851	2,373	-16.8
32	8479 Machines and mechanical appliances having individual functions, not specified or in	3,197	2,985	2,284	-23.5
33	8534 Printed circuits	2,526	2,527	2,253	-10.9
34	8411 Turbojets, turbopropellers and other gas turbines	2,747	3,243	2,198	-32.2
35	3920 Plates, sheets, film, foil and strip, of non-cellular plastics, not reinforced, laminated,	2,200	2,262	2,127	-6.0
36	8413 Pumps for liquids, whether or not fitted with a measuring device (excl. Ceramic pum	2,428	2,396	2,112	-11.9
37	7606 Plates, sheets and strip, of aluminium, of a thickness of > 0,2 mm (excl. Expanded p	2,064	2,295	2,076	-9.5
38	3907 Polyacetals, other polyethers and epoxide resins, in primary forms; polycarbonates,	2,262	2,131	1,855	-12.9
39	8543 Electrical machines and apparatus, having individual functions, n.e.s. in chapter 85	2,075	2,079	1,786	-14.1
40	8480 Moulding boxes for metal foundry; mould bases; moulding patterns; moulds for met	1,975	1,771	1,693	-4.4
41	8528 Monitors and projectors, not incorporating television reception apparatus; reception	2,595	2,810	1,676	-40.3
42	3901 Polymers of ethylene, in primary forms	2,179	1,796	1,658	-7.7
43	9401 Seats, whether or not convertible into beds, and parts thereof, n.e.s. (excl. Medical,	2,131	2,047	1,623	-20.7
44	3815 Reaction initiators, reaction accelerators and catalytic preparations, n.e.s. (excl. Rut	1,274	1,620	1,589	-1.9
45	7601 Unwrought aluminium	2,341	2,038	1,555	-23.7
46	3921 Plates, sheets, film, foil and strip, of plastics, reinforced, laminated, supported or sin	1,830	1,805	1,546	-14.4
47	8704 Motor vehicles for the transport of goods, incl. Chassis with engine and cab	2,225	2,222	1,501	-32.4
48	7225 Flat-rolled products of alloy steel other than stainless, of a width of >= 600 mm, hot-	2,036	2,071	1,461	-29.4
49	8507 Electric accumulators, incl. Separators therefor, whether or not square or rectangul	1,249	1,324	1,458	10.1
50	8512 Electrical lighting or signalling equipment (excl. Lamps of heading 8539), windscree	1,761	1,725	1,451	-15.9

Fuente: Compass Consultores SC / Espiga Exports con Información del INEGI